


Birmingham and Solihull Dental Foundation Training Scheme



Autumn Term Programme 2022-2023





Birmingham and Solihull Dental Foundation Training Scheme

Birmingham Dental Hospital and School of Dentistry

5 Mill Pool Way, Birmingham B5 7EG (Sat nav B5 7SA)

Tel: Scheme administrator 0121 466 5576

Midlands Region

Regional Postgraduate Dental Dean

Mike Foster

Associate Dean

Fleur Kellett

Regional Dental Account Manager

Rivie Mayele-Tamina

Regional Dental Faculty Support Officer

Jemma Brighton

Regional Faculty Support Administrator

Kapil Nandha

Postgraduate Centre Manager

Wendy Trevis-Smith

Scheme Administrator

Scheme Administrator's Name

Training Programme Director


Kully Shoker

BDS MFDSRCPS MPhil DipConSed MSc
FCGDENT

Holyhead Dental Practice
117 Holyhead Road
Coventry
CV1 3AD

07966 055960

kully.shoker@hee.nhs.uk



Birmingham and Solihull Dental Foundation Training Scheme

Index to Autumn Term Programme

Midlands Region	2
Index	3
Birmingham and Solihull Scheme Postgraduate Centre	4
List of Study Days for Autumn Term	5
Details of Study Days	8
ESs and FDs of Birmingham and Solihull Scheme	33
Buddy ES pairs for Birmingham and Solihull Scheme	36
Online Learning 2022-2023	37
e-LIFT Project 2022-2023	41
Milestones and APLAN 2022-2023	42
Problem Solving and Support Birmingham and Solihull Scheme	43
Claiming Travel and Subsistence 2022-2023	44
Audit Project 2022-2023	45
Practice Equipment List 2022-2023	46



Birmingham and Solihull Dental Foundation Training Scheme

Birmingham Dental Hospital and School of Dentistry



Dr Kully Shoker is the Training Programme Director for the scheme.

Study day sessions will be held in seminar rooms, hands-on in clinical skills bays, and some study days will be virtual. Any changes will be relayed to Foundation Dentists prior to the sessions.

The Birmingham Dental Hospital is a busy hub with numerous patients and staff present on the day.

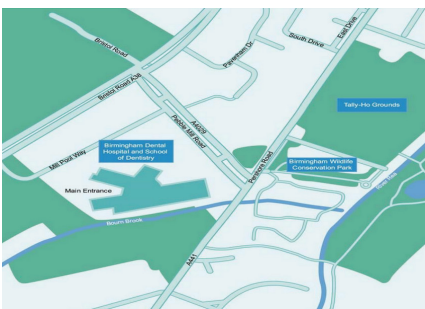
Please be respectful of all staff, patients and other colleagues who will be present in the building.

Respect protocols set out by the Dental Hospital.

The training programme has been carefully crafted to ensure you further develop on existing knowledge alongside subject experts, in a fun and supportive environment.



Location and Parking



Parking can be challenging around the Birmingham Dental Hospital (Sat nav B5 7SA). Parking is on a first come, first served basis for the onsite car park.

There is surrounding parking on the side streets but this can get busy so give yourself plenty of time.

There is a car park at Birmingham Wildlife Conservation Park, Pershore Road, Edgbaston, Birmingham B5 7RL. This is a short walk to the Dental Hospital.

Public transport is also available.



Autumn Term

Venues and Subjects

Thursday 1st September 2022 Clinical Skills Refresher

Birmingham Dental Hospital: Clinical skills bays

Friday 9th September 2022 Regional Induction - Welcome and Introduction

Using the Dental ePortfolio

Introduction to the GDC

The NHS Business Services Authority. --

The Role of the Lead Employer in DFT.

Virtual Remote Learning Platform - Links to be confirmed.

Friday 16th September 2022 Scheme Induction

Birmingham Dental Hospital: Seminar Room 1

Friday 23rd September 2022 SCRIPT - online learning package

Remote

Friday 30th September 2022 Direct Posterior Restorations - Hands on

Birmingham Dental Hospital: Lecture Theatre 1

Friday 7th October 2022 Endodontics Part One - Hands on

Birmingham Dental Hospital: Clinical Skills Bays 2 and 3

Thursday 13th October 2022 Communication Skills with CASCADE

Birmingham Dental Hospital: Board Room

Friday 14th October 2022 e-Learning for Health online learning

Remote

Thursday 20th October 2022 Oral Surgery - Hands on (Pigs Heads)

Birmingham Dental Hospital: Clinical Skills Bays

Friday 21st October 2022 Treatment planning

Birmingham Dental Hospital: Seminar Room 1

Friday 28th October 2022 e-Learning for Health online learning / ESR meetings

Remote

Friday 4th November 2022	Dental Emergencies	<i>Birmingham Dental Hospital: Seminar Room 1</i>
Friday 4th November 2022	Clinical photography - Hands on	<i>Birmingham Dental Hospital: Seminar Room 1</i>
Tues/Wed 8th/9th November	Black Box Dentistry: Human Factors and Behavioural Change	<i>Birmingham Dental Hospital: Lecture Theatre 1</i>
Friday 11th November 2022	Direct Anterior Restorations	<i>Birmingham Dental Hospital: Clinical Skills Bays</i>
Friday 18th November 2022	Health & Safety in Dental Practice	<i>Birmingham Dental Hospital: Seminar Room 1</i>
Friday 18th November 2022	Anxiety and Pain Management	<i>Birmingham Dental Hospital: Seminar Room 1</i>
Friday 25th November 2022	E-LiFT 2	<i>Remote/Practice</i>
Friday 2nd December 2022	E-LiFT 1	<i>Remote/Practice</i>
Friday 9th December 2022	Milestone One Presentations	<i>Remote: MS Teams</i>
Friday 16th December 2022	Occlusion	<i>Birmingham Dental Hospital: Seminar Room 1</i>
Friday 23rd December 2022	E-LiFT 1	<i>Remote/Practice</i>
Friday 30th December 2022	E-LiFT 3	<i>Remote/Practice</i>

Important Dates and Deadlines

Early Stage Review Meetings - remote 28th October 2022

Milestone One presentations 9th December 2022

Milestone Two APLAN upload deadline	13th January 2023
Milestone Two presentations - Group A	9th February 2023
Milestone Two presentations - Group B	10th February 2023
e-LiFT projects APLAN upload deadline	7th April 2023
Audit project submission to Buddy ES for marking	5th May 2023
Milestone Three APLAN upload deadline	14th May 2023
Milestone Three presentations - Group A	14th June 2023
Milestone Three presentations - Group B	15th June 2023
Buddy Visits by ES	Completed before end Nov 2022
TPD mid year visits	Completed during Jan/Feb 2023



Thursday 1st September 2022

Birmingham Dental Hospital: Clinical skills bays

Morning Session

09.00

Clinical Skills Refresher

CPD Hrs = 0

ES supervising: Zubair, Tarlok, Ashok, Kieran

This session is an opportunity to carry out clinical work in a skills room and to revisit many straightforward clinical techniques and processes and to refresh the skills learned whilst at dental school. It is an opportunity for peer review and guidance from some of the Scheme's Educational Supervisors.

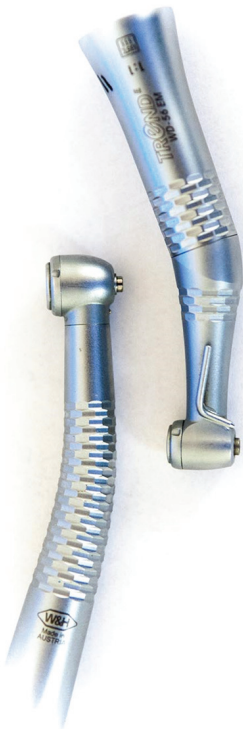
Objectives

- Be able to evidence the systematic and accurate removal of simulated dental caries.
- Have an opportunity to refresh dental preparation skills on a simulator prior to starting work in general dental practice.
- To have practised cutting a full crown preparation.

Learning Content

- Appreciation of the importance of accurate caries removal and the preservation of sound dentine and supported enamel
- Knowledge of any requirements for targeted support by the ES.

GDC Outcomes: C D



12:00

End

Joint with Herefordshire & Worcestershire scheme



Friday 9th September 2022

Virtual Remote Learning Platform - Links to be confirmed.

Morning Session

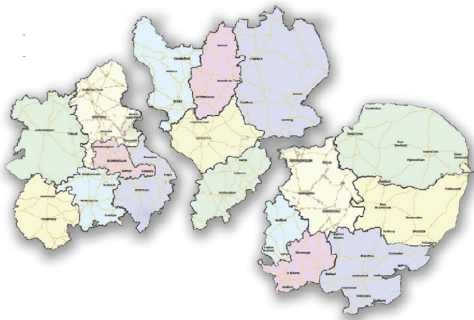
09.00

Regional Induction - Welcome and Introduction

CPD Hrs = 0.5

Mike Foster

Regional Postgraduate Dental Dean, Midlands



This session is a welcome to all the new Foundation Dentists in the East of England and Midlands Regions and to introduce and orientate them to their Dental Foundation Training year. It will help everyone develop their role as a Foundation Dentist throughout the year by providing information about the content and timelines that have to be maintained. Completion of Dental Foundation Training has specific requirements and these will be outlined and discussed.


Objectives

- Explain what the Dental Foundation Training year involves, the induction process, the support services available and the commitment needed to complete the year.
- Provide experience, access to and navigation of the Dental Foundation Training e-portfolio, Intrepid Course Manager and APlan.
- Define the RCP process involved in the satisfactory completion of Dental Foundation Training.

Learning Content

- Be able to demonstrate an understanding of learning styles and reflection.
- Have a recognition of your peer group and Regional HEE personnel together with an enhanced ability to work with others as a team.
- Recognise the need for professional and ethical behaviour and have knowledge of the NHS rules and regulations. CP process involved in the satisfactory completion of Dental Foundation Training.

GDC Outcomes: A B C D





Friday 9th September 2022

Virtual Remote Learning Platform - Links to be confirmed.

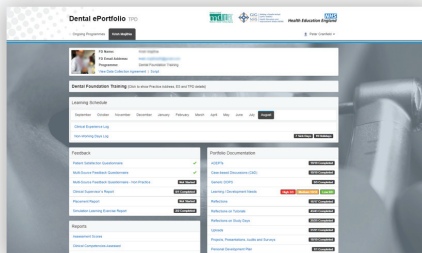
09.30

Using the Dental ePortfolio

CPD Hrs = 1.5

Peter Cranfield

TPD & Regional Advisor for Projects & Innovation



The Dental ePortfolio is an online record of your progress and development throughout the Foundation Training year. Not only does it contain your reflective comments on your experiences and learning, but it also records all your achievements and their assessments. It provides tools for gaining feedback from the dental team around you, and also from your patients. It also logs your clinical work and growth. Timely completion of the ePortfolio is essential and this session is an opportunity to learn about the content and hidden depths of the ePortfolio.

10.50

Break

11.00

Introduction to the GDC

CPD Hrs = 6

Elena Scherbatykh

Policy Manager · General Dental Council



The General Dental Council re an independent organisation which regulates dentists and dental care professionals in the UK. They set dental standards, hold a register of qualified dental professionals, quality assure education and investigate concerns about treatment or conduct.

Objectives

- To learn about the role and structure of the GDC.
- To learn about how the GDC regulates the profession
- To learn about professional and ethical responsibilities of registrants


Learning Content

- FD's responsibilities as Dental Professionals
- How the GDC functions.
- What sanctions can be applied to registrants in breach of their professional standards

GDC Outcomes: A B C D

12.00

Lunch



Friday 9th September 2022

Virtual Remote Learning Platform - Links to be confirmed.

Afternoon Session

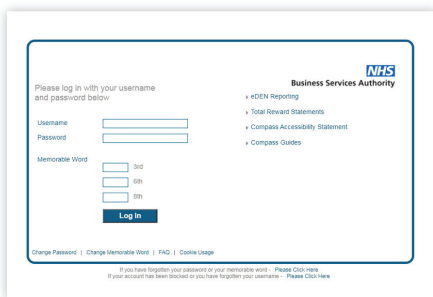
12.30

The NHS Business Services Authority. --
The Role of the Lead Employer in DFT.

CPD Hrs = 1.25

Nathand Brown -- Lyndsey McLoughlin

Clinical Advisor NHS Dental Services -- HR Project Support Manager DFT



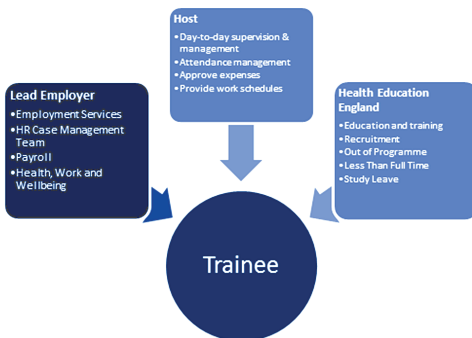
The NHS BSA support dental providers and performers. They are responsible for processing the claims we make in practice for the treatment that we provide for our patients:- over 43.6 million dental claims per year.

Our access to the BSA is via the Compass portal, where we can see and update information about ourselves as dental performers and our dental claims.

This webinar will give insight into the work of the BSA and the NHS Dental Regulations.

The Lead Employer in Dental Foundation Training covers many roles and functions. This presentation will provide information and guidance for everyone

The session will be completed by a short session from Malcolm Brady, Regional Postgraduate Dental Dean, East of England.



13.45

End



Friday 16th September 2022

Birmingham Dental Hospital: Seminar Room 1

Day Session

09.00

Scheme Induction

CPD Hrs = 6

Dr Kully Shoker

Scheme Training Programme Director

Learn about the Dental Foundation Training year, the induction process, the support services available and the commitment needed to complete the year.

Objectives

- *To introduce and orientate delegates to the Dental Foundation Training programme.*
- *To give delegates tools to develop their role as a Foundation Dentist throughout the year.*
- *Inform delegates of the requirements of Foundation Training and to develop teamwork skills.*

Learning Content

- *"Be able to demonstrate an understanding of learning styles and reflection."*
- *Define the timeline of the Dental Foundation Training year.*
- *Have a knowledge of their peer group and Midlands & East HEE personnel together with an enhanced ability to work with others as a team.*

GDC Outcomes: A B C D



12.00

End



Friday 23rd September 2022

Remote

Day Session

09.00

SCRIPT - online learning package

CPD Hrs = 0

SCRIPT is an online learning package to ensure you have the knowledge base to provide the current best practice in prescribing to your patients.

There are several modules to complete. All modules are to be completed during this remote session. This is a part of your mandatory online learning package.

You are being provided with an opportunity to undertake this learning in protected time.

16:00

End



Friday 30th September 2022

Birmingham Dental Hospital: Lecture Theatre 1

Day Session

09.00

Direct Posterior Restorations - Hands on

CPD Hrs = 6

Dr Louis Mackenzie

Head of Clinical Training at Denplan



To assist Foundation Dentists in choosing which materials, equipment and techniques to employ when directly restoring posterior teeth.

Objectives

- Evaluate the current status of direct posterior restorations, material selection, cavity design and where relevant, bonding protocols.
- Define how isolation/moisture control aids the placement of certain materials.
- Undertake practical exercises to reinforce protocols on contemporary matrix selection, placement of composite and amalgam, alongside shaping, finishing and polishing of these materials.

Learning Content

- Critique from improved knowledge and ability, when to use which material where for direct posterior restorations.
- To have enhanced practical skills in restoring posterior teeth, using a variety of techniques and equipment, to an appropriate form, to provide a functional restoration.

GDC Outcomes: A C



16:00

End

Joint day with BBC scheme



Friday 7th October 2022

Birmingham Dental Hospital: Clinical Skills Bays 2 and 3

Day Session

09.00

Endodontics Part One - Hands on

CPD Hrs = 6

Dr Damian Kavanagh

Practice limited to Endodontics

To give Foundation Dentists greater confidence, knowledge and technical ability in the diagnosis and treatment of apical and pulpal pathology. To allow Foundation Dentists to understand the factors involved in restoring the endodontically treated tooth.



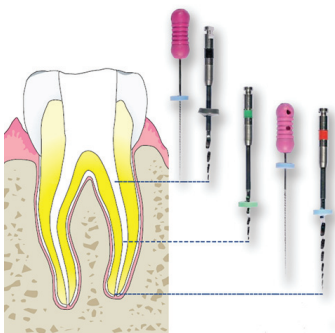
Objectives

- Review current concepts in the prevention of apical and pulpal pathology.
- Describe the pathophysiology of the pulp-dentine complex and the symptoms of pulp-dentine pathology.
- Undertake practical training to have a greater knowledge of the principles of endodontic access, canal preparation, canal irrigation, obturation and the restoration of the endodontically treated tooth.

Learning Content

- Demonstrate an enhanced knowledge and ability to manage patients with endodontic problems.
- Demonstrate greater skill in the treatment of endodontically involved teeth.
- Evaluate how to restore the endodontically treated tooth.

GDC Outcomes: A C



16.00

End

Bring your loupes!! Bring any spare extracted teeth from practice.



Thursday 13th October 2022

Birmingham Dental Hospital: Board Room

Day Session

09.45

Communication Skills with CASCADE

CPD Hrs = 6

Carol Brooking and Kit Maher



To demonstrate the importance of communication and introduce Foundation Dentists to a range of skills they can use to communicate effectively with patients, team members and colleagues.

Objectives

- *Raise awareness of the importance of communication skills.*
- *Evaluate and assess clinician and patient interactions.*
- *Identify successful strategies to improve communication.*

Learning Content

- *Participants will be able to describe how stress affects their own communication with others and define the factors that affect the behaviours and communication of others.*
- *Differentiate the importance of non-verbal communication and active listening.*
- *Explain the range of skills required for dealing with a complaint and for providing feedback to colleagues.*

GDC Outcomes: A B D



17:00

End



Friday 14th October 2022

Remote

Day Session

09.00

e-Learning for Health online learning

CPD Hrs = 0

This is part of your mandatory e-learning.

Access to e-LfH will be provided. There are a number of modules to complete. Some do not take very long at all. You are being provided with protected learning time to complete these modules. All modules to be completed during this day.

Details will be provided by your TPD.

16.00

End

Evidence of completion will be provided by the summary table of modules completed.



Thursday 20th October 2022

Birmingham Dental Hospital: Clinical Skills Bays

Afternoon Session

13:00

Oral Surgery - Hands on (Pigs Heads)

CPD Hrs = 6

Dr Kaushik Paul



Allow participants to become more competent in oral surgery procedures undertaken in primary care, including the use of flaps and bone removal where appropriate.

Objectives

- *Allow participants to become more competent in oral surgery procedures undertaken in primary care, including the use of flaps and bone removal where appropriate.*
- *Define local anaesthetic pharmacology, appropriate use of local anaesthetics and potential complications and their management.*
- *Provide practical training in the principles of assessment, flap design, bone removal and sectioning of teeth that require this approach for removal, including discussion of instrument selection (the surgical armamentarium) to undertake minor oral surgery procedures in general dental practice.*
- *Identify appropriate post-operative care and pain management for oral surgery patients.*




Learning Content

- *Evaluate and demonstrate application in the diagnosis, treatment and aftercare of patients requiring exodontia in general dental practice.*
- *Demonstrate greater skill and knowledge of methods of providing simple oral surgery and the instruments used to aid this.*
- *List the relevant guidance relating to oral surgery care in general dental practice.*

GDC Outcomes: A C

FDs to watch pre-recorded material prior to session - TPD will send link



Friday 21st October 2022

Birmingham Dental Hospital: Seminar Room 1

Day Session

09.00

Treatment planning

CPD Hrs = 6

Dr Khalid Malik

Consultant in Restorative Dentistry

To be able to provide a comprehensive treatment plan that the patient understands and that meets the patient's needs.

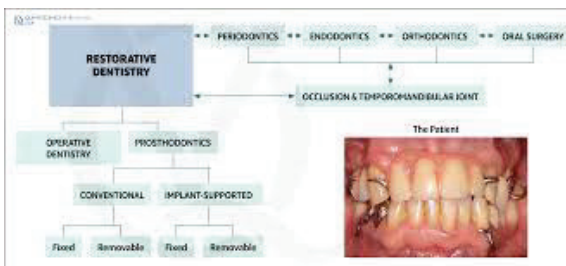


Objectives

- Explore the multiple factors involved in the development of a patients' treatment plan for NHS care.
- Review the methods of assessing a patient's needs, wishes, requirements and the treatment options available for each patient in relation to the NHS regulations.
- Evaluate the skills necessary to be able to manage, involve and communicate to a patient the options and content of a treatment plan including patient's responsibilities and preventive regimes, or any need for referral.

Learning Content

- Identify and clarify a patient's treatment needs and requirements in relation to their wishes and expectations.
- Formulate suitable and effective treatment plans for patients including options for treatment modalities within the NHS regulations, including the need for any referral.
- Recognise the level of communication required to discuss with a patient an effective treatment plan in a manner which manages their expectations, wishes and requirements in an ethical and professional manner.



GDC Outcomes: A B C D

16:30

End

FDs to bring one case each to discuss - template will be provided by TPD



Friday 28th October 2022

Remote

Day Session

09.00

e-Learning for Health online learning / ESR meetings

CPD Hrs = 0

E-LfH continuation AND Early Stage Review Meetings

This is part of your mandatory e-learning.

Access to e-LfH will be provided. There are a number of modules to complete. Some do not take very long at all. You are being provided with protected learning time to complete these modules. All modules to be completed during this day.

Details will be provided by your TPD.

During this day you will have your ESR meetings with your TPD. You will be sent a Microsoft Teams link. Ensure your ESR paperwork has been submitted to your TPD. A timetable with meeting times will be sent.



Friday 4th November 2022

Birmingham Dental Hospital: Seminar Room 1

Morning Session

09.00

Dental Emergencies

CPD Hrs = 3

Dr Simon Clarke

Educational Supervisor - Birmingham & Solihull Scheme.

To help Foundation Dentists to be more competent in the diagnosis and management of dental emergencies and be aware the role the entire team play in this respect.

Objectives

- *Identify the importance of thorough history taking, special tests, diagnosis and treatment planning for dental emergencies, including informed consent.*
- *Evaluate appropriate management strategies for patients that present with dental trauma.*
- *Discuss the need to be confident in liaising with the wider team to help schedule emergency appointments so there is sufficient time to manage them appropriately.*

Learning Content

- *Foundation Dentists will be able to describe how to competently manage commonly occurring dental emergencies, including trauma.*
- *Organise and manage their own diaries to be able to cope with dental emergencies in a consistent, stress-free environment.*

GDC Outcomes: A C



12.00

Lunch



Friday 4th November 2022

Birmingham Dental Hospital: Seminar Room 1

Afternoon Session

13:00

Clinical photography - Hands on

CPD Hrs = 3

Mr Mike Sharland



To review the terminology and basic functions of cameras and accessory equipment used in dental clinical photography, allowing the Foundation Dentist to take good quality clinical images.

Objectives

- *Identify the importance of obtaining valid consent from patients and keeping full and contemporaneous records alongside consent policies and procedures required when taking, storing and publishing clinical photographic images.*
- *Evaluate use of the most optimal equipment, camera settings and accessory equipment to produce high quality clinical images and to be able to diagnose if how to improve suboptimal images.*
- *Recognise the use of the wider team to aid image production of a high standard and how to use software to prepare images for use in presentations and projects.*

Learning Content

- *Demonstrate consistent, high quality clinical images to be used for patient education, building their own clinical portfolio and for coursework submissions throughout the training year.*
- *Evaluate their own clinical images to troubleshoot how to improve them where issues arise.*
- *Construct a systematic approach to make clinical photography routine in the Foundation Dentist's daily workflow.*

GDC Outcomes: A C



16:00

End

Please bring the clinical camera from your practice for this session or one you use for clinical photography.



Tues/Wed 8th/9th November

Birmingham Dental Hospital: Lecture Theatre 1

Day Session


09.30

Black Box Dentistry: Human Factors and Behavioural Change

CPD Hrs = 6

Black Box Dentistry

West Midlands Regional Study day (5 schemes)



An exciting new study day to the programme this year!

Detailed programme will be provided separately to the scheme handbook.

FDs are to bring your regular FD nurse on this session. Your Educational Supervisors are aware of this.

The group will be split into two and half will attend each of the days. The TPD will provide you details of the session you are to attend.



Friday 11th November 2022

Birmingham Dental Hospital: Clinical Skills Bays

Day Session

09.00

Direct Anterior Restorations

CPD Hrs = 6

Dr Louis Mackenzie

Head of Clinical Training at Denplan



To assist Foundation Dentists in choosing which equipment and techniques to employ when directly restoring anterior teeth.

Objectives

- Evaluate the different composite systems available, the nature of their composition and how this may impact on material selection choice when restoring anterior teeth, alongside application of the knowledge of the anatomy of anterior teeth.
- Define current bonding techniques, matrixing systems, techniques for composite build-ups/placement, use of stents, alongside shaping and finishing protocols, to produce a lifelike final restoration.
- Undertake a series of practical exercises to reinforce protocols associated with direct anterior restorations using a phantom head: class IV restoration and a direct composite veneer.

Learning Content

- Critique from improved knowledge and ability, when to use which technique for direct anterior restorations.
- To have enhanced practical skills in restoring anterior teeth, using a variety of techniques and equipment, to an appropriate form, to provide a functional and aesthetic restoration.

GDC Outcomes: A C



16:00

End

Joint day with Herefordshire & Worcestershire Scheme



Friday 18th November 2022

Birmingham Dental Hospital: Seminar Room 1

Morning Session

09.00

Health & Safety in Dental Practice

CPD Hrs = 3

Dr Sukhi Atti



Health and safety impacts everyone in the dental team. This session will explore its impact on our daily working lives and areas we should all be aware of to provide a safe working environment for everyone.

Objectives

- *Examine and discuss the legislation that is applicable to dental practice*
- *Understand and how to apply the regulatory authorities and their roles.*

Learning Content

- *Review the methods of compliance with relevant health & safety legislation, including methods of recording and reporting.*
- *Explore the methodology involved in the management of dental practice with regard to risk assessment, significant event analysis and development of appropriate protocols*

GDC Outcomes: B C D





Friday 18th November 2022

Birmingham Dental Hospital: Seminar Room 1

Afternoon Session

13:00

Anxiety and Pain Management

CPD Hrs = 3

Dr Nasser Syed



To give knowledge, understanding and practical ability to be able to successfully manage an anxious patient with particular focus to IV sedation with midazolam.

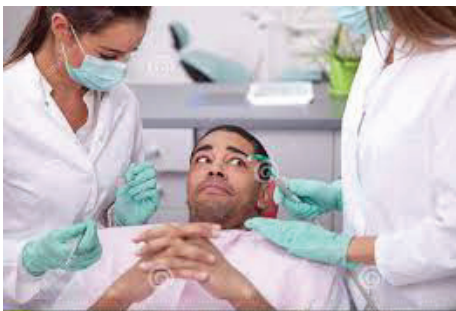
Objectives

- Define the current standards in conscious sedation in relation to primary dental care.
- Compare and discuss the mechanisms of action, roles and limitations of premedication, inhalation sedation, oral sedation, intravenous sedation and general anaesthesia.
- Describe when to refer.

Learning Content


- List the current standards/guidance in conscious sedation in primary dental care.
- Differentiate between different treatment options for anxious patients, define 'conscious sedation' and its indications/contraindications, alongside recognising physiological norms as part of the patient assessment and monitoring.
- Compare the presentation and pharmacology of Midazolam and Flumazenil for use in Intravenous Sedation and recognise medical emergencies that may arise during use of these drugs and how to act.

GDC Outcomes: A B C



16:00

End



Friday 25th November 2022

Remote/Practice

Day Session

09.00

E-LiFT 2

CPD Hrs = 6

Self-directed learning

Coursework study day

The e-LiFT projects are part of your mandatory coursework. This protected time is being provided for you to gather relevant information from your practices to assist you in completing this module. This module is to be done before e-LiFT 1. A tutorial will be provided to help guide you how to complete this module by your TPD. You must show your project work to your ES to ensure it is of suitable quality and meets the criteria.



Friday 2nd December 2022

Remote/Practice

Day Session

09.00

E-LiFT 1

CPD Hrs = 6

Self-directed learning

Coursework study day

The e-LiFT projects are part of your mandatory coursework. This protected time is being provided for you to gather relevant information from your practices to assist you in completing this module.

A tutorial will be provided to help guide you how to complete this module by your TPD.

You must show your project work to your ES to ensure it is of suitable quality and meets the criteria.



Friday 9th December 2022

Remote: MS Teams

Day Session

09.00

Milestone One Presentations

CPD Hrs = 6

FDs

ES assessing: Habib, Kaajal, Dinesha, Tarlok

On this session FDs will present their Milestone One case. This is your emergency patient case. Your TPD will provide you with guidance on expectations of this case at your scheme induction.



Friday 16th December 2022

Birmingham Dental Hospital: Seminar Room 1

Day Session

09.00

Occlusion

CPD Hrs = 6

Professor Riaz Yar

Specialist in Prosthodontics

To build on the undergraduate knowledge and understanding of occlusion and toothwear.

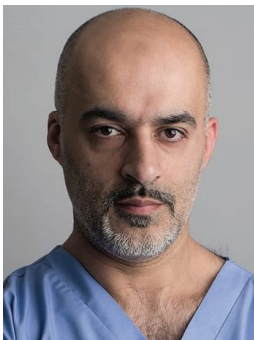
Objectives

- *Define the ideal of the static and dynamic dentition.*
- *To be able to recognise tooth surface loss and its causes.*
- *To understand the principles of conformation and reorganisation.*
- *To review current methods for restoring and replacing teeth in clinical practice.*

Learning Content

- *Define the vocabulary used in the study of occlusion and recognise the concepts of occlusion and its importance in dental care.*
- *Identify how and when to use a facebow, carry out a comprehensive examination of the articulatory system, record RCP and recognise the relationship between these areas and the principles involved in occlusion.*
- *Demonstrate knowledge of tooth surface loss, its diagnosis, aetiology and treatment.*

GDC Outcomes: A C



16.00

End



Friday 23rd December 2022

Remote/Practice

Day Session

09.00

E-LiFT 1

CPD Hrs = 6

Self-directed learning

Coursework study day

The e-LiFT projects are part of your mandatory coursework. This protected time is being provided for you to gather relevant information from your practices to assist you in completing this module. Further time can be dedicated to E-LiFT 1 during this session.

A tutorial will be provided to help guide you how to complete this module by your TPD.

You must show your project work to your ES to ensure it is of suitable quality and meets the criteria.



Friday 30th December 2022

Remote/Practice

Day Session

09.00

E-LiFT 3

CPD Hrs = 6

Self-directed learning

Coursework study day

The e-LiFT projects are part of your mandatory coursework. This protected time is being provided for you to gather relevant information from your practices to assist you in completing this module.

A tutorial will be provided to help guide you how to complete this module by your TPD.

You must show your project work to your ES to ensure it is of suitable quality and meets the criteria.



Educational Supervisors and Foundation Dentists



**Amita Janda
Balraj Dhami**

Sutton Dental Care, 29 Coleshill Street, Sutton Coldfield B72 1SD

0121 3547570



Reece Chapling

University of Birmingham



Harinder Amrik

Roseville Dental Practice, 14-15 Roseville Precinct, Coseley, WV14 9EP



Eleanor Bass

University of Birmingham

01902 678202



**Jatinder Kaur
Ravinder Jakhu**

Castle Dental Care, 1st Floor Tangmere Square, Tangmere Drive, Birmingham B35 6DL



Anika Pearson

UCLAN

0121 7476539



Paresh Parsotam

Bells Lane Dental Practice, 145 Bells Lane, Birmingham, B14 5QJ



Jamie Cardin

University of Leeds

0121 4585769



Rajiv Tanday

Shirley Dental Care, 383 Stratford Road, Shirley, B90 3BW



Ambareen Binamin


University of Leeds

0121 7331232



Robert Tobin

The Dental Centre, 5 Hedingham Grove, Chelmsley Wood, B37 7TP



Hussna Khan

University of Birmingham

0121 7701533



Rohit Farmah

House of Dental, 31 Redhill Road, Birmingham, B31 3JS



Lucy Whittall

University of Birmingham

0121 4766218



Ruhel Alam

Castle Bromwich Dental Care, 11 Green Lane, Birmingham, B36 0AY



Atiya Begum

University of Birmingham

0122 7302277



**Tom Huddleston
Simon Clarke**

76 Dental, 112 Coleshill Road, Water Orton, Birmingham, B46 1RD



Pavitar Aulakh

King's College London

0121 7472071



Tarlok Marok

Acocks Green Dental Practice, 1078 Warwick Road, Acocks Green, Birmingham, B27 6BH



Philip Eburne

University of Birmingham

0121 7652870



**Zubair Sacranie
Hurjoht Virdee**

Solihull Dental Centre & Implant Clinic, 29 High Street, Solihull, B91 3SJ



Ruqayyah Iqbal

Cardiff University

0121 7053935



Rajesh Handa

Aesthetics Dental & Implant Surgery, 9 Salisbury Road, Moseley, Birmingham, B13 8JS



Samar Omar

King's College London

0121 4491866



**Ashok Solanki
Kaajal Solanki**

Solanki Dental Practice, 115 Ladypool Road, Balsall Heath, Birmingham, B12 8LH



Leah Kanda

King's College London

0121 4401668



Camila Dhaya

Castle Dental Care, 1st Floor Tangmere Square, Tangmere Drive, Birmingham B35 6DL



Khayam Rasool


University of Manchester

0121 7476539



Mohammed Habib

Bhandal Dental Practice, 1746 Coventry Road, Birmingham, B26 1BG



Uthmaan Binamin

University of Birmingham

0121 7061060



**Dinesha Hira
Kieran Bhakta**

Edgbaston Dental Centre, 127 Pershore Road, Birmingham, B5 7NX



Reece Bushell

University of Birmingham

0121 4402751



Birmingham and Solihull Scheme Buddy ES Pairings 2022-2023

Foundation Dentist	Educational Supervisor(s)	Buddy ES(s)
Reece Chapling	Amita Janda / Raj Dhami	Harinder Amrik
Eleanor Bass	Harinder Amrik	Amita Janda / Raj Dhami
Anika Pearson	Jatinder Kaur / Ravinder Jakhu	Ruhel Alam
Jamie Cardin	Paresh Parsotam	Rohit Farmah
Ambareen Binamin	Rajiv Tanday	Rajesh Handa
Hussna Khan	Rob Tobin	Camila Dhaya
Lucy Whittall	Rohit Farmah	Paresh Parsotam
Atiya Begum	Ruhel Alam	Jatinder Kaur / Ravinder Jakhu
Pavitar Aulakh	Tom Huddleston / Simon Clarke	Dinesha Hira / Kieran Bhakta
Philip Eburne	Tarlok Marok	Zubair Sacranie / Hurjoht Virdee
Ruqayyah Iqbal	Zubair Sacranie / Hurjoht Virdee	Tarlok Marok
Samar Omar	Rajesh Handa	Rajiv Tanday
Leah Kanda	Ashok Solanki / Kaajal Solanki	Mohammed Habib
Khayam Rasool	Camila Dhaya	Rob Tobin
Uthmann Binamin	Mohammed Habib	Ashok Solank / Kaajal Solanki
Reece Bushall	Dinesha Hira / Kieran Bhakta	Tom Huddleston / Simon Clarke



List of Mandatory E-Learning

As part of your Foundation training year within the Midlands and the East of England Regions you will undertake a number of online e_Learning modules.

All of these e-learning modules have specific completion dates.

Most of the e-Learning can be accessed from the e-LFH (e-Learning for Health) website, but the Script modules can be accessed directly from your e-Portfolio using the tab at the top of the dashboard page.

e-Learning for Health

Once you have received your login details from e_Learning for Health you can access all the necessary modules by using this link:

<https://portal.e-lfh.org.uk/Component/Details/660298>

This takes you to a portal which leads to the **Midlands and East - Dental Foundation Trainees** learning path.

Here is a list of all the modules. Once each module has been completed the assessment for that module should also be completed and the certificate of completion uploaded to the e-Portfolio.

Modules Course Sections

Statutory and Mandatory Training (SMT) Completion by Early Stage Review

- Conflict Resolution Level 1 40 mins
- Data Security Awareness Level 1 70 mins
- Equality and Diversity and Human Rights Level 1 20 mins
- Fire Safety Level 1 30 mins
- Moving and Handling Level 1 40 mins
- Preventing Radicalisation - Basic Prevent Awareness 35 mins
- Safeguarding Adults Level 1 40 mins
- Safeguarding Adults Level 2 40 mins
- Safeguarding Children Level 1 30 mins
- Safeguarding Children Level 2 35 mins

Mental Capacity Act (MCA) Completion by IRCP

- Mental Capacity Act as Part of Human Rights 20 mins
- Assessing Mental Capacity 20 mins
- Planning Ahead Using the MCA 20 mins
- Best Interests 20 mins
- Restraint 20 mins

Deprivation of Liberty 20 mins
Relationship Between the MCA and the MHA 20 mins
Mental Capacity Act and Young People aged 16 or 17 20 mins
Research Involving People Who Lack Capacity 20 mins
Mental Capacity Act and Adult Safeguarding 20 mins
Settling Disputes and Disagreements 20 mins

Alcohol and Tobacco Brief Interventions Completion by IRCP

Introduction to treating and preventing ill health 15 mins
Very Brief Advice on Smoking 15 mins
Alcohol Brief Advice 15 mins
Bringing It Together - Multiple Risk Factors 15 mins
Assessment 10 mins

Making Every Contact Count (MECC) Completion by IRCP

What is MECC and why is it important 30 mins
How to have a MECC conversation 30 mins
Signposting 15 mins
Five Ways to Wellbeing 30 mins
Assessment 10 mins

HEE Rubber Dam Placement video Completion by IRCP

Using your login details for e_Learning for Health you can access this module by using this link:

<https://portal.e-lfh.org.uk/Component/Details/660298>

Script - An eLearning programme to improve prescribing competency

Please use the link in your e-Portfolio to access the Script site. When you have completed a module, this information will be passed to your e-Portfolio but you may wish to download a completion certificates for your CPD records.

Modules Completion by FRCP

Prescription Documentation and the Drug History 60 mins
Medication Errors and Adverse Drug Reactions 60 mins
Special Patient Groups 60 mins
Utilising the BNF 60 mins
Medical Emergencies 60 mins
Periprocedural Prescribing 60 mins
Dental Infection 60 mins
Pain, Ulceration, and Inflammation 60 mins
Prescription Documentation and the Drug History 60 mins
Medication Errors and Adverse Drug Reactions 60 mins

BDA & Cancer Research UK Oral Cancer Recognition Toolkit

https://www.doctors.net.uk/eclientopen/cruk/oral_cancer_toolkit_2015_open/

Although this topic may be covered in a study day, the toolkit is very valuable, and it is advised this is still completed irrespective of a scheme running an oral cancer study day. The completion certificates should be uploaded to your e-Portfolio

Module Completion by FRCP

BDA-CRUK Oral Cancer Recognition Toolkit 3 hours

List of Supplementary E-Learning Dentistry (e-Den) e-Learning for Health

<https://portal.e-lfh.org.uk>

This is a series of modules about dentistry known as e-Den. You will find these modules helpful when used in conjunction with your Study Days. References to particular modules may be included in the information for each Study Day. Accessing the relevant module before the Study Day will help you to gain more from the interactive learning session.

To locate the e-Den modules in the e-Learning for Health Website, click on '**My e-Learning**' at the top of the webpage and then enter the **Dentistry** name in the search box. When the search results appear, you will see the **Dentistry** module listed with an icon; click on '**Enrol**' and the Module will be added to your account. You will then be able to see each of the e-Den Modules and Course Sections in 'My e-Learning'.

e-Den Module

1 Patient Assessment

Profiling the Patient Assessment Methods and Techniques
Good Practice Health Promotion and Disease Prevention
Patient Assessment Profiling the Patient

2 Human Diseases and Medical and Dental Emergencies

Medical Topics and Dentistry Medical Emergencies In Dentistry

3 Anxiety and Pain Control in Dentistry

Principles of Dental Pain Mediators of Central Pain
Dental Local Anaesthesia Dental Local Anaesthetic Technique
Management of Dental Pain Non-Pharmacological Anxiety Management
Intravenous Sedation Inhalation Sedation
Dental General Anaesthesia

4 Periodontal Disease and Management

Aetiology of Periodontal Disease
Periodontal Diagnosis and Determination of Prognosis Periodontal Treatment Options
Patient Education and self-Performed Plaque Control Non-Surgical Periodontal Therapy
Surgical Periodontal Therapy

5 Hard and Soft Tissue Surgery

Pre- and Post-operative Assessment Exodontia
Surgical Dentistry Advanced Trauma Life Support (ATLS)

Management of Un-Erupted, Impacted, Ectopic Management of Benign Soft Tissue lesions and Supernumerary Teeth

6 Surgical and Non-Surgical Management of Head and Neck Disease

Accurate Drug History and Relevance of Allergies Odontogenic Infections

Management of Oral Mucosal Diseases Craniofacial Pain Disorders

Neoplastic and Non Neoplastic Disease of the Head and Neck

7 Management of the Developing Dentition

Orthodontic Indices Assessment for interceptive Treatment

Space Maintenance Simple Removable Appliances

Oral Habits and Occlusal Trauma in the Mixed Dentition

Emergency Care and Management of Orthodontal Problems

Contemporary Orthodontics Normal Facial Growth and Dental Development

Abnormalities of Facial Growth and Dental Development

8 Restoration of Teeth

Caries Restoration of Permanent Teeth

Crowns Restoration of Deciduous Teeth

Aesthetic Dentistry Dental Biomaterials

Tooth Surface Loss Endodontics

Dental Trauma

9 Replacement of Teeth

Bridgework Occlusion

Complete Dentures Partial Dentures

Implantology Miscellaneous

10 Communication

Patient and the Family Teamworking

Other Professionals

11 Professionalism

Ethics Self

The Clinical Team and Peers

12 Management and Leadership

The Need for Effective leadership and Management Quality in Healthcare

Risk Management Self-Management

Change Management Managing a Business

Healthcare Systems Professional Practice

Management and Leadership

13 Sustainable Dentistry

Introduction to Sustainable Dentistry Measuring carbon in Healthcare



e-LIFT Project

2022-2023

Project `e-LiFT' stands for Evidence-linked Learning in Foundation Training. This is simply project work covering the non-clinical elements of the DFT curriculum which are the domains of communication, professionalism, management and leadership.

FDs are expected to complete what are essentially reflective learning exercises in four modules underpinned by evidence of their own work completed in the training practice. The modules are core topics for the FD to reflect upon:

- Infection control
- Radiology
- Medical emergencies
- Clinical communication

The reflective learning exercise for each module, allows for flexibility for the FD to hone in on specific learning or development points that have influenced them the most in their training year. Each of the modules will entail reflective writing amounting to 1000 - 1250 words, each module supported by 4- 6 pieces of evidence.

Guidance documents and templates are available on the website at:

<https://heeoee.hee.nhs.uk/node/2567>

The modules will be assessed by anonymous ESs using the APLAN platform. All four Modules are to be completed and uploaded to APLAN **7th April 2023**. You will be notified of the date of the start of the submission period; there is no room for late submission of cases or feedback reviews.

If you have any further queries please contact your TPD.



Milestones and APLAN

2022-2023

Milestones and APLAN

The Milestones are three clinical cases that Foundation Dentists (FDs) will present throughout the DFT year. The cases will increase in complexity as the year progresses and will be part of the formative assessment for IRCP and FRCP. The FDs will present each of their cases at their own scheme study day. The cases will be peer reviewed on the day by your own scheme members and educational supervisors. This process facilitates learning, self-assessment, reflection and insight. Milestone One is peer reviewed only. Milestones Two and Three use APLAN for additional anonymous feedback and scoring.

APLAN (Anonymous Peer Learning and Assessment Network) is an online tool which allows your cases to be distributed to other FDs and ESs across the Midlands and the East of England regions. Your cases will be anonymously reviewed by three FDs and three ESs. In addition, you will be asked to provide anonymous feedback for three cases submitted by other FDs.

The deadlines for the case submission and review feedback on APLAN are set at the beginning of the DFT year:

Milestone 2 Upload Deadline 13th January 2023

Milestone 3 Upload Deadline 19th May 2023

You will be notified of the date of the start of the submission period; there is no room for late submission of cases or feedback reviews. The window for giving feedback on cases will open within 48 hours of the case upload deadline closing and will remain open for two weeks. Failure to meet the deadlines may impact your IRCP and FRCP outcome.

Case Guidance

You will find information on the SharePoint for FDs that covers the Milestone cases and guidance on how to present them. General guidance for case presentation includes:

- Ensure you have written consent from your patient for the use of photographs, radiographs and clinical records;
- Start identifying cases as soon as possible, and have a few cases spare as back-up in case of patient non-attendance;
- Look at the marking criteria to help guide your presentation;
- Keep your case presentation concise and avoid using a lot of text on slides;
- Reflect on your case and provide modifications you would make in future; and
- Maximum presentation time is 10 to 15 minutes which is then followed by Q&A for around 10 minutes.

If you have any further queries please contact your TPD.



Problem Solving and Support

Birmingham and Solihull 2022-2023

During the Foundation Training year there will be many opportunities for problems to arise. These may range from the 'crowns that never fit' to problems communicating with the Dental Nurse. As a Foundation Dentist you have available a wealth of expertise and experience to draw upon to help you to solve your problems.

In your Practice the main source of assistance in problem solving is, of course, your Educational Supervisor. During normal working hours you can approach your ES for assistance, or alternatively during a tutorial you can bring up a matter that is causing concern.

Your Training Programme Director is also always available for help on a whole range of clinical, professional or personal problems. This does not have to wait until a Study Day meeting; so contact your TPD by phone or email early on if you have a problem or concern. Early resolution of that burning issue will help prevent any further worry. Remember that patient safety is paramount and confidentiality is assured, if required.

The DFT group is also a very useful forum to air problems and to seek a solution. Opportunities for group discussion occur in nearly every session of the Day Release Course. Naturally openness and frankness is usually required, but all members of the group will respect our rule of confidentiality outside the sessions.

Additionally there is further support that can be obtained from the Regional Trainee Support.

Contacts for Support

Training Programme Director

Kully Shoker

Phone: 07966055960

Email: kully.shoker@hee.nhs.uk

Regional Support

Email: DentalTraineeSupport.ME@hee.nhs.uk



Claiming Travel and Subsistence

2022-2023

For payment of Dental Foundation Training claims, Foundation Dentists must adhere to the following guidance:

All claims must be submitted on the appropriate form issued by your TPD. This form should be fully completed, easily readable, and signed by your TPD who will check all claims are valid. They will also cross through any incomplete lines to stop any claims being added after signing.

Travel claims must reflect the actual mileage undertaken, or travel costs incurred, in attending your Study Day Programme only. Note that the mileage calculated from the home address to venue will be adjusted by NHS England once your form is submitted to them. Your usual mileage from your home to the dental practice will be deducted from the amount (you do not need to enter this separately on the form, NHS England will calculate this).

(Current mileage rate = £0.24 per mile, dentists carrying one or more named eligible dentists to the same course = an additional £0.05 per mile) Where passengers are being claimed for, their full names, contract number and performer number is required.

FDs should travel only by second class if they travel by rail and should attach tickets or receipts to their claim forms.

Taxis should not be used and cannot be claimed - if their use is required due to particular circumstances then the reasons need to be discussed with the Postgraduate Dental Dean, or Deputy, and you will need to get approval in advance, in writing, and provide it with the claim form.

Within Midlands & East overnight accommodation is not claimable except in very specific authorised circumstances, therefore claims for accommodation or evening meal allowance should be not be made.

A daily lunch allowance is payable: (applicable when more than five hours away from practice, including the times between 12:00 - 2:00pm) = up to a maximum of £5.00, itemised receipts must be provided when making a claim. Please note that bank statements are not acceptable forms of receipt and no reimbursements can be made on alcoholic drinks.

All claim forms must be completed accurately and honestly. You may only claim for actual expenses incurred and must not exaggerate claims, provide alternative or fabricated receipts or deliberately incur unnecessary expense. False claims are fraudulent and may be investigated by the NHS England Area Team, with onward referral to NHS Fraud Investigators and/or the GDC.

Claims must be submitted within 3 months of the event and receipts must be included for all travel, meals and car parking. Trainees are advised keep a copy of the claim form and the submitted receipts, and to send claim forms by signed delivery service (you may not claim this postage cost) or email.

Claim forms should be sent Completed Claim forms should be submitted to the BSA via your BSA Compass login. You can access an information leaflet about this from here:

http://www.copdend.org/dft handbook/FD_Handbook/The_Scheme/T_-_S_Expenses/FD_Travel_and_Subsistence_claims_via_Self_Service_in_Compass.pdf

Your payments will appear on the training practice BSA schedule and your Educational Supervisor will pay them to you as non-taxable expenses.



Audit Project

2022-2023

Introduction

It is a requirement of the Dental Foundation Training Curriculum that a minimum of two clinical audit cycles are to be completed by the end of the ninth month of Dental Foundation Training by each Foundation Dentist.

Submission of a formal Clinical Audit Report is a mandatory requirement for the Satisfactory Completion of Foundation Training in the Midlands and East Region.

Detailed guidance on the completion of your Audit Project will be provided in a separate document.

Process for marking

Your Clinical Audit Report will be marked by a Buddy ES using a Feedback Form approved by the Region. When complete you should email a copy of your Clinical Audit Report to your TPD and Buddy ES.

The Buddy ES will complete the Feedback Form then forward the completed Feedback Form to your TPD for moderation. Your TPD will forward the moderated Feedback Form to you and your ES for discussion at a tutorial.

E-Portfolio upload

You should complete a Tutorial Reflection and upload the completed Feedback Form to the **FD Projects, Presentations and Audits** section of the e-Portfolio. At the same time upload your completed Clinical Audit Report to the **Uploads** section of the e-Portfolio.

The TPD for your Scheme will set the submission and marking deadlines for that Scheme. They will also allocate a Buddy ES to each FD.

Your Audit Report and the completed Feedback Form must be uploaded to the e-Portfolio at least two weeks before FRCP.



Practice Equipment List

2022-2023

Practice Specifications

Electronic records - Full computer based clinical records and appointment management system.

Digital radiography

Internet access

Infection control - Up to date policies, protocols, and operating procedures including effective decontamination facilities with sufficient capacity and storage.

NHSmial account

Specification for FD Room

Size - Minimum floor area 9m².

Ventilation - Natural or mechanical ventilation must be provided. The fresh-air supply rate should not normally fall below 5 to 8 litres per second, per occupant - HSE Workplace (Health, Safety and Welfare) Regulations 1992.

Equipment for FD Room

Dental chair - Low seated design. Operating light. Delivery unit. Cuspidor. Suction. Amalgam separation.

Stool for dentist

Stool for nurse

Handwash sink

X-ray set - Rectangular collimation. Isolation switch outside the controlled area.

Amalgam mixer

Light cure lamp

Telephone

Workstation - Clinical records and appointment management software. Internet access.

Turbines - Minimum of 3.

Contra-angle handpieces - Minimum of 3.

Straight handpiece - Minimum of 1.

Ultrasonic scaler - Magnetostrictive or piezo.

Instrumentation for FD Room

Autoclavable tray system

X-ray film holders - Full range of holders for bitewing and periapical views - including full range of endodontic film holders.

Rubber dam kit - Latex free.

Conservation - Full range of instruments for normal restorative work including a single use matrix system (eg Automatrix) and a sectional matrix system (eg Composi-tight).

Periodontics - Full range of periodontal instruments including a measuring probe (eg Williams Probe) and a full set of scaling instruments (eg Gracey Curettes).

Extractions - Full range of extraction forceps (upper and lower); elevators and a set of Luxators.

Oral Surgery - Full range of surgical instruments including scalpel blades and handle, periosteal elevator, syringe for irrigation, surgical handpiece, selection of surgical burs, root tip picks, bone rongeurs, needle driver, toothed tweezers, non-toothed tweezers and suture scissors.

Prosthetics - Full range of prosthetic instruments including shade and mould guides.

Endodontics - Full range of stainless-steel hand files and NiTi rotary files.

Materials and Disposables for FD Room

Respirator - Fit tested FFP3 mask or powered hood for FD use.

Type II R Fluid Resistant Surgical Masks

Gloves - Latex free.

Bibs

Aprons

Gowns

Paper and cotton goods

Safe Sharps System - Incorporating a shield or cover that slides or pivots to cover the needle after use - HSE Health and Safety (Sharp Instruments in Healthcare) Regulations 2013.

Waste containers - For sharps, clinical waste, non-clinical waste, gypsum waste. Containers with mercury suppressant for amalgam waste, amalgam capsules and extracted teeth.

Disposable 3 in 1 syringe tips

Conservation - Full range of restorative materials including paediatric stainless-steel crowns and 016 stainless-steel orthodontic wire for trauma cases.

Prosthetics - Full range of prosthetic materials including impression compound and greenstick.

Endodontics - Full range of endodontic materials including a tooth sleuth, hypochlorite sourced from a dental supplier and Endo-Frost.

Available in the Practice for Use by the FD When Required

Dedicated Digital Camera - SLR or equivalent with lens, ring flash, retractors, and mirrors.

Conservation - Face bow and semi-adjustable articulator.

Prosthetics - Surveyor.

Endodontics - Electric pulp tester, apex locator, handpiece & motor for rotary endodontic system.

Clinical Digital Thermometer

Digital Communication - Computer or tablet with MS Teams including webcam, speakers, and microphone.