

# Nottinghamshire and Leicestershire Dental Foundation Training Scheme



**Autumn Term Programme 2022-2023**





# Nottinghamshire and Leicestershire Dental Foundation Training Scheme

## King's Mill Hospital, Education Centre

King's Mill Hospital, Mansfield Road, Sutton in Ashfield, Nottinghamshire, NG17 4JL

Tel: 01623 622515

## Royal Derby Hospital, Education Centre

Royal Derby Hospital, Uttoxeter Road, Derby, DE22 3NE

Tel: 01332 340131

## Midlands Region

Regional Postgraduate Dental Dean

**Mike Foster**

Associate Dean

**Fleur Kellett**

Regional Dental Account Manager

**Rivie Mayele-Tamina**

Regional Dental Faculty Support Officer

**Jemma Brighton**

Regional Faculty Support Administrator

**Kapil Nandha**

Postgraduate Centre Manager

**Sue Elliott**

Scheme Administrator

**Sue Elliott**

Training Programme Director

**Harmandeep Sanghera**

BDS, MFGDP(UK), MFDS RCS(Eng), DipClinEd

Sixteen A Dental Care

07956 128139

harmandeep.sanghera@hee.nhs.uk



# Nottinghamshire and Leicestershire Dental Foundation Training Scheme

## Index to Autumn Term Programme

Midlands Region	2
Index	3
Nottinghamshire and Leicestershire Scheme Postgraduate Centre	4
List of Study Days for Autumn Term	6
Details of Study Days	9
Calendar for 2022-2023	30
ESs and FDs of Nottinghamshire and Leicestershire Scheme	32
Buddy ES pairs for Nottinghamshire and Leicestershire Scheme	35
Online Learning 2022-2023	36
e-LIFT Project 2022-2023	40
Milestones and APLAN 2022-2023	41
Problem Solving and Support Nottinghamshire and Leicestershire Scheme	42
Claiming Travel and Subsistence 2022-2023	43
Audit Project 2022-2023	44
Practice Equipment List 2022-2023	45



King's Mill Hospital,  
Mansfield Road,  
Sutton in Ashfield,  
Nottinghamshire,  
NG17 4JL



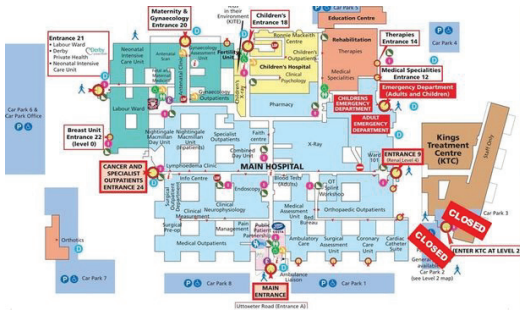
## A map of the King's Mill Hospital area in Sutton. The map shows the hospital building, a large green tree, and several surrounding facilities. Roads shown include A103, A24, and A246. Landmarks include Millbrook Mental Health Hospital, King's Mill Hospital, Outpatients, King's Mill Hospital Pathology, Morrisons, Morrisons Petrol Station, B&amp;Q Sutton-in-Ashfield, Tesco Express, and McDonald's Kingpinner. The map also shows the River Trent and the Sutton in Ashfield railway station.

Leave the M1 at Junction 28  
Follow signs for A38 to Mansfield  
Proceed through six sets of traffic lights - you will  
see a large reservoir on your right.  
At the next set of lights turn right to Mansfield.  
The entrance to King's Mill Hospital is on your left



# Nottinghamshire and Leicestershire Dental Foundation Training Scheme

## Royal Derby Hospital, Education Centre



Royal Derby Hospital,  
Utttoxeter Road,  
Derby,  
DE22 3NE



## Location



SatNav  
Postcode: DE22 3NE

### Access:-

The hospital can be accessed via the A38, A52, A50 and the M1, off Junction 25.

### Parking:-

There are 8 car parks for patients and visitors to choose from, based around the hospital off the internal loop road.

Edit



# Autumn Term

## Venues and Subjects

<b>Friday 2nd September</b>	Scheme Induction	<i>King's Mill Hospital, Education Centre</i>
<b>Friday 9th September</b>	Regional Induction - Welcome and Introduction Using the Dental ePortfolio Introduction to the GDC The NHS Business Services Authority. -- The Role of the Lead Employer in DFT.	<i>Virtual Remote Learning Platform - Links to be confirmed.</i>
<b>Friday 16th September</b>	Clinical Skills Refresher Group A 09.00 - 12.30 Group B 13.30 - 16.30	<i>King's Mill Hospital, Education Centre, Skills Lab</i>
<b>Friday 4th November</b>	Periodontics	<i>King's Mill Hospital, Education Centre</i>
<b>Friday 11th November</b>	Restorative Group A Only All Day	<i>King's Mill Hospital, Education Centre, Skills Lab</i>
<b>Wednesday 16th November</b>	Endodontics Group A Only All Day	<i>King's Mill Hospital, Education Centre, Skills Lab</i>
<b>Thursday 17th November</b>	Endodontics Group B Only All Day	<i>King's Mill Hospital, Education Centre, Skills Lab</i>
<b>Friday 18th November</b>	Milestone 1 - Emergency Case	<i>King's Mill Hospital, Education Centre</i>
<b>Friday 25th November</b>	Restorative Group B Only All Day	<i>King's Mill Hospital, Education Centre, Skills Lab</i>

<b>Wednesday 21st December</b>	Oral Surgery Group A Only All Day	<i>Royal Derby Hospital, Education Centre, Skills Lab</i>
<b>Thursday 22nd December</b>	Oral Surgery Group B Only All Day	<i>Royal Derby Hospital, Education Centre, Skills Lab</i>
<b>Thursday 19th January</b>	Occlusion Group A Only All Day	<i>King's Mill Hospital, Education Centre, Skills Lab</i>
<b>Friday 20th January</b>	Occlusion Group B Only All Day	<i>King's Mill Hospital, Education Centre, Skills Lab</i>
<b>Thursday 26th January</b>	Removable Prosthetics Group A Only All Day	<i>King's Mill Hospital, Education Centre, Skills Lab</i>
<b>Friday 27th January</b>	Removable Prosthetics Group B Only All Day	<i>King's Mill Hospital, Education Centre, Skills Lab</i>
<b>Thursday 2nd February</b>	Oral Cancer	<i>King's Mill Hospital, Education Centre</i>
<b>Friday 10th February</b>	Restorative Group A Only All Day	<i>King's Mill Hospital, Education Centre, Skills Lab</i>
<b>Friday 17th February</b>	Milestone 2 - Molar Endodontic Case	<i>King's Mill Hospital, Education Centre</i>
<b>Friday 24th February</b>	Restorative Group B Only All Day	<i>King's Mill Hospital, Education Centre, Skills Lab</i>

## Important Dates and Deadlines

Early Stage Review

Thursday, 27 October 2022

Milestone 1 Presentation

Friday, 18 November 2022

---

Buddy Visit Complete

December 2022

---





# Friday 2nd September

King's Mill Hospital, Education Centre

## Day Session

09.00

### Scheme Induction

CPD Hrs = 6

#### Harmandeep Sanghera

Scheme Training Programme Director

*Learn about the Dental Foundation Training year, the induction process, the support services available and the commitment needed to complete the year.*

#### Objectives

- *To introduce and orientate delegates to the Dental Foundation Training programme.*
- *To give delegates tools to develop their role as a Foundation Dentist throughout the year.*
- *Inform delegates of the requirements of Foundation Training and to develop teamwork skills.*

#### Learning Content

- *"Be able to demonstrate an understanding of learning styles and reflection."*
- *Define the timeline of the Dental Foundation Training year.*
- *Have a knowledge of their peer group and Midlands & East HEE personnel together with an enhanced ability to work with others as a team.*

#### GDC Outcomes: A B C D



16.30

End



# Friday 9th September

Virtual Remote Learning Platform - Links to be confirmed.

## Morning Session

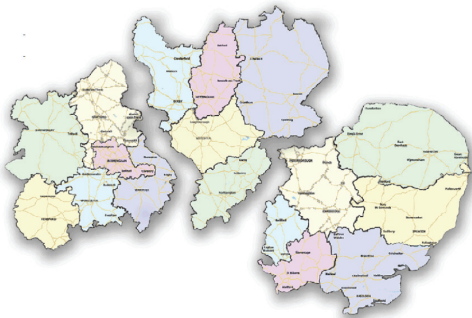
09.00

### Regional Induction - Welcome and Introduction

CPD Hrs = 0.5

#### Mike Foster

Regional Postgraduate Dental Dean, Midlands



*This session is a welcome to all the new Foundation Dentists in the East of England and Midlands Regions and to introduce and orientate them to their Dental Foundation Training year. It will help everyone develop their role as a Foundation Dentist throughout the year by providing information about the content and timelines that have to be maintained. Completion of Dental Foundation Training has specific requirements and these will be outlined and discussed.*

#### Objectives

- Explain what the Dental Foundation Training year involves, the induction process, the support services available and the commitment needed to complete the year.
- Provide experience, access to and navigation of the Dental Foundation Training e-portfolio, Intrepid Course Manager and APlan.
- Define the RCP process involved in the satisfactory completion of Dental Foundation Training.

#### Learning Content

- Be able to demonstrate an understanding of learning styles and reflection.
- Have a recognition of your peer group and Regional HEE personnel together with an enhanced ability to work with others as a team.
- Recognise the need for professional and ethical behaviour and have knowledge of the NHS rules and regulations. CP process involved in the satisfactory completion of Dental Foundation Training.



#### GDC Outcomes: A B C D



# Friday 9th September

Virtual Remote Learning Platform - Links to be confirmed.

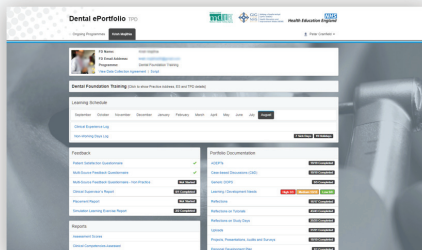
09.30

## Using the Dental ePortfolio

CPD Hrs = 1.5

**Peter Cranfield**

TPD & Regional Advisor for Projects & Innovation



*The Dental ePortfolio is an online record of your progress and development throughout the Foundation Training year. Not only does it contain your reflective comments on your experiences and learning, but it also records all your achievements and their assessments. It provides tools for gaining feedback from the dental team around you, and also from your patients. It also logs your clinical work and growth. Timely completion of the ePortfolio is essential and this session is an opportunity to learn about the content and hidden depths of the ePortfolio.*

10.50

Break

11.00

## Introduction to the GDC

CPD Hrs = 1

**Elena Scherbatykh**

Policy Manager · General Dental Council



*The General Dental Council is an independent organisation which regulates dentists and dental care professionals in the UK. They set dental standards, hold a register of qualified dental professionals, quality assure education and investigate concerns about treatment or conduct.*

### Objectives

- To learn about the role and structure of the GDC.
- To learn about how the GDC regulates the profession
- To learn about professional and ethical responsibilities of registrants

### Learning Content

- FD's responsibilities as Dental Professionals
- How the GDC functions.
- What sanctions can be applied to registrants in breach of their professional standards

**GDC Outcomes: A B C D**

12.00

Lunch



# Friday 9th September

Virtual Remote Learning Platform - Links to be confirmed.

## Afternoon Session

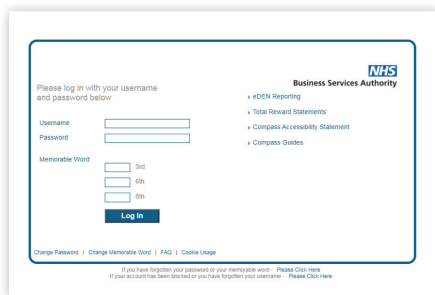
12.30

**The NHS Business Services Authority. --  
The Role of the Lead Employer in DFT.**

CPD Hrs = 1.25

**Nathand Brown -- Lyndsey McLoughlin**

Clinical Advisor NHS Dental Services -- HR Project Support Manager DFT



*The NHS BSA support dental providers and performers. They are responsible for processing the claims we make in practice for the treatment that we provide for our patients:- over 43.6 million dental claims per year.*

*Our access to the BSA is via the Compass portal, where we can see and update information about ourselves as dental performers and our dental claims.*

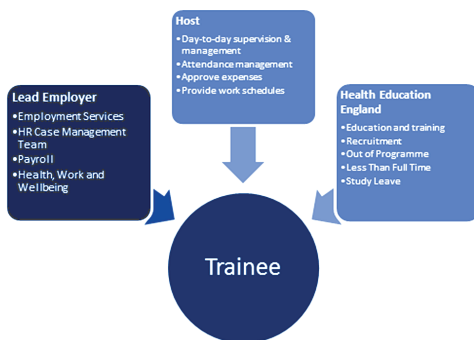
*This webinar will give insight into the work of the BSA and the NHS Dental Regulations.*

---

*The Lead Employer in Dental Foundation Training covers many roles and functions. This presentation will provide information and guidance for everyone*

---

*The session will be completed by a short session from Malcolm Brady, Regional Postgraduate Dental Dean, East of England.*



13.45

End



# Friday 16th September

King's Mill Hospital, Education Centre, Skills Lab

## Day Session

09.00

**Clinical Skills Refresher**

Group A 09.00 - 12.30

Group B 13.30 - 16.30

CPD Hrs = 3

**Harmandeep Sanghera**

TPD

*This session is an opportunity to carry out clinical work in a skills room and to revisit many straightforward clinical techniques and processes and to refresh the skills learned whilst at dental school. It is an opportunity for peer review and guidance from some of the Scheme's Educational Supervisors.*

### Objectives

- Be able to evidence the systematic and accurate removal of simulated dental caries.
- Have an opportunity to refresh dental preparation skills on a simulator prior to starting work in general dental practice.
- To have practised cutting a full crown preparation.

### Learning Content

- Appreciation of the importance of accurate caries removal and the preservation of sound dentine and supported enamel
- Knowledge of any requirements for targeted support by the ES.

**GDC Outcomes: C D**



16.30

End

**Items FD to bring:-**  
**Camera (Phone camera sufficient)**  
**Loupes if you wear them**



# Friday 4th November

King's Mill Hospital, Education Centre

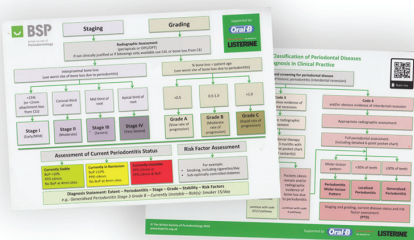
## Day Session

09:00

Periodontics

CPD Hrs = 6

Shazad Saleem



Review the current Classification of Periodontal Diseases 2017 and its implementation in General Dental Practice.

### Objectives

- Explain how to formulate individualised, written care or treatment plans for patients according to their individual circumstances.
- Describe how to monitor therapeutic outcomes and ensure that appropriate follow-up care is arranged.

### Learning Content

- Evaluate the periodontal tissues and provide a differential diagnosis of the patient's periodontal condition.
- Demonstrate understanding of the aetiology, diagnosis and classification of periodontal disease and able to explain this to patients
- "Be able to integrate and deliver optimal periodontal care under the existing General Dental Service contract and assess when to refer a patient for more specialised periodontal care or to secondary care services."

**GDC Outcomes: A C**



16.30

End



# Friday 11th November

King's Mill Hospital, Education Centre, Skills Lab

## Day Session

09:00

Restorative  
Group A Only All Day

CPD Hrs = 6

Mike Armstrong



*To assist Foundation Dentists in choosing which materials, equipment and techniques to employ when directly restoring posterior teeth.*

### Objectives

- *Evaluate the current status of direct posterior restorations, material selection, cavity design and where relevant, bonding protocols.*
- *"Define how isolation/moisture control aids the placement of certain materials."*
- *Undertake practical exercises to reinforce protocols on contemporary matrix selection, placement of composite and amalgam, alongside shaping, finishing and polishing of these materials.*

### Learning Content

- *Critique from improved knowledge and ability, when to use which material where for direct posterior restorations.*
- *To have enhanced practical skills in restoring posterior teeth, using a variety of techniques and equipment, to an appropriate form, to provide a functional restoration.*

### GDC Outcomes: A C



16:30

End





# Wednesday 16th November

King's Mill Hospital, Education Centre, Skills Lab


## Day Session

09:00

Endodontics  
Group A Only All Day

CPD Hrs = 6

**Phil Mullen**



*To give Foundation Dentists greater confidence, knowledge and technical ability in diagnosis and treatment of apical and pulpal pathology, and understand modern concepts in its prevention. To allow Foundation Dentists to understand the factors involved in restoring the endodontically treated tooth.*

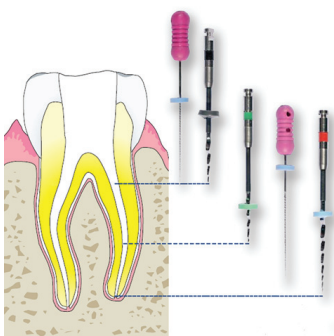
### Objectives

- Review current concepts in the prevention of apical and pulpal pathology.
- Describe the pathophysiology of the pulp-dentine complex and the symptoms of pulp-dentine pathology.
- Undertake practical training to have a greater knowledge of the principles of endodontic access, canal preparation, canal irrigation, obturation and the restoration of the endodontically treated tooth.

### Learning Content

- Demonstrate an enhanced knowledge and ability to manage patients with endodontic problems.
- Demonstrate greater skill in the treatment of endodontically involved teeth.
- Evaluate how to restore the endodontically treated tooth.

**GDC Outcomes: A C**



16.30

End





# Thursday 17th November

King's Mill Hospital, Education Centre, Skills Lab


## Day Session

09:00

Endodontics  
Group B Only All Day

CPD Hrs = 6

**Phil Mullen**



*To give Foundation Dentists greater confidence, knowledge and technical ability in diagnosis and treatment of apical and pulpal pathology, and understand modern concepts in its prevention. To allow Foundation Dentists to understand the factors involved in restoring the endodontically treated tooth.*

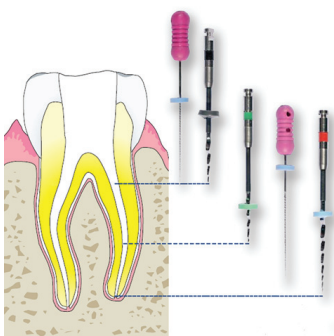
### Objectives

- Review current concepts in the prevention of apical and pulpal pathology.
- Describe the pathophysiology of the pulp-dentine complex and the symptoms of pulp-dentine pathology.
- Undertake practical training to have a greater knowledge of the principles of endodontic access, canal preparation, canal irrigation, obturation and the restoration of the endodontically treated tooth.

### Learning Content

- Demonstrate an enhanced knowledge and ability to manage patients with endodontic problems.
- Demonstrate greater skill in the treatment of endodontically involved teeth.
- Evaluate how to restore the endodontically treated tooth.

**GDC Outcomes: A C**



16.30

End



# Friday 18th November

King's Mill Hospital, Education Centre

## Day Session

09.00

### Milestone 1 - Emergency Case

CPD Hrs = 6

#### Harmandeep Sanghera

Training Programme Director

*This session will be used for Foundation Dentists to present their Milestone 1 case.*

#### Objectives

- *Learn to use the case of a patient with dental trauma or a dental emergency to reflect on clinical skills of analysis and care provision together with improved presentation skills.*

#### Learning Content

- *Knowledge and experience of the power of self and peer reflection in personal development.*
- *Improvement in the provision of patient care through use of reflection, analysis and planning.*

**GDC Outcomes: A B C D**



16.30

End



# Friday 25th November

King's Mill Hospital, Education Centre, Skills Lab

## Day Session

09:00

Restorative  
Group B Only All Day

CPD Hrs = 6

Mike Armstrong



*To assist Foundation Dentists in choosing which materials, equipment and techniques to employ when directly restoring posterior teeth.*

### Objectives

- *Evaluate the current status of direct posterior restorations, material selection, cavity design and where relevant, bonding protocols.*
- *"Define how isolation/moisture control aids the placement of certain materials."*
- *Undertake practical exercises to reinforce protocols on contemporary matrix selection, placement of composite and amalgam, alongside shaping, finishing and polishing of these materials.*

### Learning Content

- *Critique from improved knowledge and ability, when to use which material where for direct posterior restorations.*
- *To have enhanced practical skills in restoring posterior teeth, using a variety of techniques and equipment, to an appropriate form, to provide a functional restoration.*

### GDC Outcomes: A C



16:30

End



# Wednesday 21st December

Royal Derby Hospital, Education Centre, Skills Lab

## Day Session

09:00

Oral Surgery  
Group A Only All Day

CPD Hrs = 6

**Nilesh Shah**



*Allow participants to become more competent in oral surgery procedures undertaken in primary care, including the use of flaps and bone removal where appropriate.*

### Objectives

- *Explain the importance of patient medical history for oral surgery procedures as part of the overall pre-operative assessment processes and the relevance of National guidelines in this context, and when to refer to secondary care.*
- *Define local anaesthetic pharmacology, appropriate use of local anaesthetics and potential complications and their management.*
- *Provide practical training in the principles of assessment, flap design, bone removal and sectioning of teeth that require this approach for removal, including discussion of instrument selection (the surgical armamentarium) to undertake minor oral surgery procedures in general dental practice.*
- *Identify appropriate post-operative care and pain management for oral surgery patients*

### Learning Content

- *Evaluate and demonstrate application in the diagnosis, treatment and aftercare of patients requiring exodontia in general dental practice.*
- *Demonstrate greater skill and knowledge of methods of providing simple oral surgery and the instruments used to aid this.*
- *List the relevant guidance relating to oral surgery care in general dental practice.*

### GDC Outcomes: A C



16:30

End



# Thursday 22nd December

Royal Derby Hospital, Education Centre, Skills Lab

## Day Session

09:00

Oral Surgery  
Group B Only All Day

CPD Hrs = 6

**Nilesh Shah**



*Allow participants to become more competent in oral surgery procedures undertaken in primary care, including the use of flaps and bone removal where appropriate.*

### Objectives

- *Explain the importance of patient medical history for oral surgery procedures as part of the overall pre-operative assessment processes and the relevance of National guidelines in this context, and when to refer to secondary care.*
- *Define local anaesthetic pharmacology, appropriate use of local anaesthetics and potential complications and their management.*
- *Provide practical training in the principles of assessment, flap design, bone removal and sectioning of teeth that require this approach for removal, including discussion of instrument selection (the surgical armamentarium) to undertake minor oral surgery procedures in general dental practice.*
- *Identify appropriate post-operative care and pain management for oral surgery patients*

### Learning Content

- *Evaluate and demonstrate application in the diagnosis, treatment and aftercare of patients requiring exodontia in general dental practice.*
- *Demonstrate greater skill and knowledge of methods of providing simple oral surgery and the instruments used to aid this.*
- *List the relevant guidance relating to oral surgery care in general dental practice.*

### GDC Outcomes: A C



16:30

End



# Thursday 19th January

King's Mill Hospital, Education Centre, Skills Lab

## Day Session

09:00

Occlusion  
Group A Only All Day

CPD Hrs = 6

**Jin Vaghela/Ali Chohan**

*To build on the undergraduate knowledge and understanding of occlusion (and toothwear).*

### Objectives

- *Define the ideal of the static and dynamic dentition.*
- *"Understanding of simple occlusal adjustment and realignment. To review current methods for restoring and replacing teeth in clinical practice. To be able to recognise tooth surface loss and its causes."*



### Learning Content

- *Implementation of the use of a conformational or reorganised approach for restoration of the dentition. Demonstrate knowledge of tooth surface loss, its diagnosis, aetiology and treatment.*
- *Define the vocabulary used in the study of occlusion and recognise the concepts of occlusion and its importance in dental care.*
- *Identify how and when to use a facebow, carry out a comprehensive examination of the articulatory system, record RCP and recognise the relationship between these areas and the principles involved in occlusion. Implement the prescription of splint therapy – why, when and how.*

### GDC Outcomes: A C

16:30

End





# Friday 20th January

King's Mill Hospital, Education Centre, Skills Lab

## Day Session

09:00

Occlusion  
Group B Only All Day

CPD Hrs = 6

**Jin Vaghela/Ali Chohan**

*To build on the undergraduate knowledge and understanding of occlusion (and toothwear).*

### Objectives

- Define the ideal of the static and dynamic dentition.
- "Understanding of simple occlusal adjustment and realignment. To review current methods for restoring and replacing teeth in clinical practice. To be able to recognise tooth surface loss and its causes."



### Learning Content

- Implementation of the use of a conformative or reorganised approach for restoration of the dentition. Demonstrate knowledge of tooth surface loss, its diagnosis, aetiology and treatment.
- Define the vocabulary used in the study of occlusion and recognise the concepts of occlusion and its importance in dental care.
- Identify how and when to use a facebow, carry out a comprehensive examination of the articulatory system, record RCP and recognise the relationship between these areas and the principles involved in occlusion. Implement the prescription of splint therapy – why, when and how.

### GDC Outcomes: A C

16:30

End



# Thursday 26th January

King's Mill Hospital, Education Centre, Skills Lab

## Day Session

09:00

### Removable Prosthetics Group A Only All Day

CPD Hrs = 6

**Jin Vaghela/Ali Chohan**



*To provide a solid set of principles in complete denture fabrication focusing on correct diagnosis, impressions, bite registration trial insertion and definitive insertion with aftercare.*

### Objectives

- Define the principles of provision of complete dentures in a general dental practice setting.
- Describe the planning, design prescription and delivery of effective complete prostheses, including communication with the dental laboratory team, to provide effective patient care.
- Identify the methods of obtaining and interpreting diagnostic casts and gathering relevant information in formulating a diagnosis, prognosis and treatment plan for patients requiring complete dentures.

### Learning Content

- Recognise key features in planning for complete dentures and demonstrate the ability for trouble shooting as required.
- Can demonstrate how to take excellent impressions for complete dentures and their importance (based on the initial diagnosis of each edentulous case).
- Perform accurately inter-arch relationship records and know when to take a facebow record, including assessment of tooth shape and size.

### GDC Outcomes: A C



16.30

End





# Friday 27th January

King's Mill Hospital, Education Centre, Skills Lab

## Day Session

09:00

**Removable Prosthetics**  
**Group B Only All Day**

CPD Hrs = 6

**Jin Vaghela/Ali Chohan**



*To provide a solid set of principles in complete denture fabrication focusing on correct diagnosis, impressions, bite registration trial insertion and definitive insertion with aftercare.*

### Objectives

- Define the principles of provision of complete dentures in a general dental practice setting.
- Describe the planning, design prescription and delivery of effective complete prostheses, including communication with the dental laboratory team, to provide effective patient care.
- Identify the methods of obtaining and interpreting diagnostic casts and gathering relevant information in formulating a diagnosis, prognosis and treatment plan for patients requiring complete dentures.

### Learning Content

- Recognise key features in planning for complete dentures and demonstrate the ability for trouble shooting as required.
- Can demonstrate how to take excellent impressions for complete dentures and their importance (based on the initial diagnosis of each edentulous case).
- Perform accurately inter-arch relationship records and know when to take a facebow record, including assessment of tooth shape and size.

### GDC Outcomes: A C



16.30

End



# Thursday 2nd February

King's Mill Hospital, Education Centre

## Morning Session

09:00

Oral Cancer

CPD Hrs = 3

Jason Wong

*Discuss the extent of the problem of oral cancer: current prevalence, detection and diagnosis. Recognise the different clinical forms in which oral malignancy may present and how to recognise this. To stress the role of the dental team in early detection and referral. To understand the treatment involved with oral cancer and the patient journey, including post-operative issues related to living with oral cancer. To understand the restorative dental needs of a head and neck cancer patient and the role the GDP may have in this.*



### Objectives

- Describe how to educate patients in general dental practice on possible risk factors for oral cancer, including having confidence in delivering 'very brief advice'
- Identify oral premalignant conditions and identify the appropriate referral pathways, and when specialist advice is necessary.
- Describe the extent of surgery involved in some cases and the implications to both patient and their families, alongside how to support patients postoperatively, following radiotherapy, chemotherapy and surgery, and the implications this has on providing dental treatment.

### Learning Content

- Explain the incidence, diagnosis and prevention of oral lesions and mouth cancer.
- "Recognise local and national support services and resources in the care of mouth cancer."
- Demonstrate the ability to communicate effectively and sensitively with patients about the prevention, diagnosis and treatment of oral lesions, with an improved knowledge of the disciplines involved in the patient journey through diagnosis to treatment of head and neck cancer patients, alongside the role the general dental practitioner may need to play.

### GDC Outcomes: A B C D

12.30

End



# Friday 10th February

King's Mill Hospital, Education Centre, Skills Lab

## Day Session

09:00

Restorative  
Group A Only All Day

CPD Hrs = 6

**Mike Armstrong**



*To assist Foundation Dentists in choosing which equipment and techniques to employ when directly restoring anterior teeth.*

### Objectives

- *Evaluate the different composite systems available, the nature of their composition and how this may impact on material selection choice when restoring anterior teeth, alongside application of the knowledge of the anatomy of anterior teeth.*
- *Define current bonding techniques, matrixing systems, techniques for composite build-ups/placement, use of stents, alongside shaping and finishing protocols, to produce a life-like final restoration.*
- *Undertake a series of practical exercises to reinforce protocols associated with direct anterior restorations using a phantom head: class IV restoration and a direct composite veneer.*

### Learning Content

- *Critique from improved knowledge and ability, when to use which technique for direct anterior restorations.*
- *To have enhanced practical skills in restoring anterior teeth, using a variety of techniques and equipment, to an appropriate form, to provide a functional and aesthetic restoration.*

### GDC Outcomes: A C



16:30

End



# Friday 17th February

King's Mill Hospital, Education Centre

## Day Session

09:00

### Milestone 2 - Molar Endodontic Case

CPD Hrs = 6

#### Harmandeep Sanghera

Training Programme Director

*This session will be used for Foundation Dentists to present their Milestone 2 case.*

#### Objectives

- Knowledge and experience of the power of self and peer reflection in personal development.
- Improvement in the provision of patient care through use of reflection, analysis and planning.

#### Learning Content

- Assess and treatment plan appropriately.
- Reflect regarding their own clinical work and if required use personal learning needs to improve outcomes for patients.

#### GDC Outcomes: A C D



16.30

End



# Friday 24th February

King's Mill Hospital, Education Centre, Skills Lab

## Day Session

09:00

Restorative  
Group B Only All Day

CPD Hrs = 6

**Mike Armstrong**



*To assist Foundation Dentists in choosing which equipment and techniques to employ when directly restoring anterior teeth.*

### Objectives

- *Evaluate the different composite systems available, the nature of their composition and how this may impact on material selection choice when restoring anterior teeth, alongside application of the knowledge of the anatomy of anterior teeth.*
- *Define current bonding techniques, matrixing systems, techniques for composite build-ups/placement, use of stents, alongside shaping and finishing protocols, to produce a life-like final restoration.*
- *Undertake a series of practical exercises to reinforce protocols associated with direct anterior restorations using a phantom head: class IV restoration and a direct composite veneer.*

### Learning Content

- *Critique from improved knowledge and ability, when to use which technique for direct anterior restorations.*
- *To have enhanced practical skills in restoring anterior teeth, using a variety of techniques and equipment, to an appropriate form, to provide a functional and aesthetic restoration.*

### GDC Outcomes: A C



16:30

End



# Calendar 2022-2023

## September 2022

Friday 1st September

Start of Autumn Term

Friday 2nd September

Scheme Induction King's Mill Hospital (KMH)

Friday 9th September

Regional Induction Day – virtual learning 9.00am

Friday 16th September

Clinical Skills refresher at KMH

## October 2022

Friday 21st October

Online Learning - Statutory and Mandatory Training Module Complete

Thursday 27th October

ESR Meetings - Virtual

## November 2022

Friday 4th November

Periodontics at KMH

Friday 11th November

Restorative Group A Only - KMH

Wednesday 16th November

Endodontics Group A Only - KMH

Thursday 17th November

Endodontics Group B Only - KMH

Friday 18th November

Milestone 1 (Emergency Case) - KMH

Friday 25th November

Restorative Group B Only - KMH

## December 2022

Wednesday 21st December

Oral Surgery Group A Only – Derby Royal Hospital

Thursday 22nd December

Oral Surgery Group B Only – Derby Royal Hospital

## January 2023

Friday 13th January

Milestone 2 – APLAN case submission closes

Thursday 19th January

Occlusion Group A Only - KMH

Friday 20th January

Occlusion Group B Only - KMH

Thursday 26th January

Removable Prosthetics Group A Only - KMH

Friday 27th January

Removable Prosthetics Group B Only - KMH

Friday 27th January

Milestone 2 - APLAN review submission closes

## February 2023

Thursday 2nd February

Oral Cancer - KMH

Friday 10th February

Restorative Group A Only - KMH

Friday 17th February

Milestone 2 (Molar Endodontic Case) - KMH

Friday 17th February

IRCP

Friday 24th February

Restorative Group B Only - KMH

## **March 2023**

## **April 2023**

Friday 7th April

e-Lift modules – APLAN submission closes

## **May 2023**

Friday 5th May

e-Lift modules – APLAN marking deadline closes

Friday 19th May

Milestone 3 – APLAN case submission closes

Friday 19th May

e-Lift resubmission modules – APLAN deadline closes

## **June 2023**

Friday 2nd June

Milestone 3 - APLAN review submission closes

Friday 16th June

e-Lift resubmissions – APLAN second marking deadline

Friday 30th June

Celebration Day Regional Meeting

## **July 2023**

Friday 21st July

FRCP

## **August 2023**

31st August

End of DFT Year





# Educational Supervisors and Foundation Dentists



**Anoop Deol**

Coventry Road Dental Care 94 Coventry Road Bedworth Warwickshire CV12 8NW



**Sutida Kajorndechasak**

02476 312256



**Gurvinder Kaur Chadha  
Kiran Panchal**

Holyhead Dental Practice 117 Holyhead Road Coventry West Midlands CV1 3AD



**Ashni Hindocha**

02476 220514



**Hanish Chotai  
Shilpa Chotai**

Desford Dental Care 18 Manor Road Desford Leicestershire LE9 9JR



**Laura Smith**

01455 823900



**Rubina Khan**

The Whitehouse Dental Surgery 386 East Park Road Leicester Leicestershire LE5 5HH



**Hamza Ahmad**

0116 2730456



**Abid Mushtaq**

Holbrooks Dentalcare 75-77 Wheelwright Lane Coventry West Midlands CV6 4HN



**James Lal**

02476 366115



**Harpreet Ark  
Zoeb Kapadia**

Smile Dental Care 222 Uppingham Road Leicester Leicestershire LE5 0QG



**Adam Bhayat**

01162 460795





**Kamaljeet Kalsi**

Willowbrook Dental Practice 339 Humberstone Road Leicester Leicestershire LE5 3DF



**Samme Salem**

01162 621151



**Manvinderjit Kaur Deol**

Holbrooks Dentalcare 75-77 Wheelwright Lane Coventry West Midlands CV6 4HN



**Amit Singh Bansil**

02476 366115



**Dhruna Mehta  
Perna Vather**



MM Dental Care - Uppingham Practice 193 Uppingham Road Leicester Leicestershire LE5 4BQ



**Neel Somaiya**

0116 2767760



**Brijender Khaseria**

Splen Dental Care, 498 Narborough Road, Leicestershire, LE3 2FU



**Christopher Saji**

0116 289 1078



**Ria Chande**

Desford Dental Care 18 Manor Road, Desford Leicestershire LE9 9JR



**Aron Sokhi**

01455 823900



**Urvi Bhawsar**

Doncaster Road Dental Practice 2 Doncaster Road Leicester Leicestershire LE4 6JH



**Riya Taank**

01162 661145



**Chetan Maru**

Wigston House Dental Practice, 101 Leicester Road, LE18 1NS



**Vivienne Onamusi**

0116 281 0646



**Niraj Devalia**

Beaumont House Dental practice Unit 15 Barshaw Park Leicester Leicestershire LE4 1ET



**Abas Samatar**

0116 236 5133

---



**Sanjay Chandarana**

City Dental, 51-57 East Bond Street, LE1 4SX



**Maria Kyriakides**

0116 251 4577

---



**Azeem Mirza**

Kirkby Dental Practice, 56 Lowmoor Road, Nottinghamshire, NG17 7DA



**Janka Fazekas**

01623 232660

---



# Nottinghamshire and Leicestershire Scheme Buddy ES Pairings 2022-2023

Foundation Dentist	Educational Supervisor(s)	Buddy ES(s)
Sutida Kajorndechak (Group A)	Anoop Deol	Niraj Devalia
Ashni Hindocha (Group A)	Gurvinder Kaur Chadha and Kiran Panchal	Manvinderjit Kaur Deol
Laura Smith (Group A)	Hanish Chotai and Shilpa Chotai	Urvi Bhawsar
Hamza Ahmad (Group A)	Rubina Khan	Dhruna Mehta and Perna Vather
James Lal (Group A)	Abid Mushtaq	Ria Chande
Adam Bhayat (Group A)	Harpreet Ark and Zobe Kapadia	Azeem Mirza
Amit Singh Bansil (Group A)	Manvinderjit Kaur Deol	Gurvinder Kaur Chadha and Kiran Panchal
Samme Salem (Group A)	Kamaljeet Kalsi	Sanjay Chandarana
Neel Somaiya (Group B)	Dhruna Mehta and Perna Vather	Rubina Khan
Christopher Saji (Group B)	Brijender Khaseria	Chetan Maru
Aron Sokhi (Group B)	Ria Chande	Abid Mushtaq
Riya Taank (Group B)	Urvi Bhawsar	Hanish Chotai and Shilpa Chotai
Vivienne Onamusi (Group B)	Chetan Maru	Brijender Khaseria
Abas Samatar (Group B)	Niraj Devalia	Anoop Deol
Maria Kyriakides (Group B)	Sanjay Chandarana	Kamaljeet Kalsi
Janka Fazekas (Group B)	Azeem Mirza	Harpreet Ark and Zobe Kapadia



# Online Learning

2022-2023

## List of Mandatory E-Learning

As part of your Foundation training year within the Midlands and the East of England Regions you will undertake a number of online e\_Learning modules.

All of these e-learning modules have specific completion dates.

Most of the e-Learning can be accessed from the e-LFH (e-Learning for Health) website, but the Script modules can be accessed directly from your e-Portfolio using the tab at the top of the dashboard page.

## e-Learning for Health

Once you have received your login details from e\_Learning for Health you can access all the necessary modules by using this link:

<https://portal.e-lfh.org.uk/Component/Details/660298>

This takes you to a portal which leads to the **Midlands and East - Dental Foundation Trainees** learning path.

Here is a list of all the modules. Once each module has been completed the assessment for that module should also be completed and the certificate of completion uploaded to the e-Portfolio.

## Modules Course Sections

### **Statutory and Mandatory Training (SMT) Completion by Early Stage Review**

- Conflict Resolution Level 1 40 mins
- Data Security Awareness Level 1 70 mins
- Equality and Diversity and Human Rights Level 1 20 mins
- Fire Safety Level 1 30 mins
- Moving and Handling Level 1 40 mins
- Preventing Radicalisation - Basic Prevent Awareness 35 mins
- Safeguarding Adults Level 1 40 mins
- Safeguarding Adults Level 2 40 mins
- Safeguarding Children Level 1 30 mins
- Safeguarding Children Level 2 35 mins

### **Mental Capacity Act (MCA) Completion by IRCP**

- Mental Capacity Act as Part of Human Rights 20 mins
- Assessing Mental Capacity 20 mins
- Planning Ahead Using the MCA 20 mins
- Best Interests 20 mins
- Restraint 20 mins

Deprivation of Liberty 20 mins  
Relationship Between the MCA and the MHA 20 mins  
Mental Capacity Act and Young People aged 16 or 17 20 mins  
Research Involving People Who Lack Capacity 20 mins  
Mental Capacity Act and Adult Safeguarding 20 mins  
Settling Disputes and Disagreements 20 mins

### **Alcohol and Tobacco Brief Interventions** Completion by IRCP

Introduction to treating and preventing ill health 15 mins  
Very Brief Advice on Smoking 15 mins  
Alcohol Brief Advice 15 mins  
Bringing It Together - Multiple Risk Factors 15 mins  
Assessment 10 mins

### **Making Every Contact Count (MECC)** Completion by IRCP

What is MECC and why is it important 30 mins  
How to have a MECC conversation 30 mins  
Signposting 15 mins  
Five Ways to Wellbeing 30 mins  
Assessment 10 mins

### **HEE Rubber Dam Placement video** Completion by IRCP

Using your login details for e\_Learning for Health you can access this module by using this link:

<https://portal.e-lfh.org.uk/Component/Details/660298>

## **Script** - An eLearning programme to improve prescribing competency

Please use the link in your e-Portfolio to access the Script site. When you have completed a module, this information will be passed to your e-Portfolio but you may wish to download a completion certificates for your CPD records.

### **Modules** Completion by FRCP

Prescription Documentation and the Drug History 60 mins  
Medication Errors and Adverse Drug Reactions 60 mins  
Special Patient Groups 60 mins  
Utilising the BNF 60 mins  
Medical Emergencies 60 mins  
Periprocedural Prescribing 60 mins  
Dental Infection 60 mins  
Pain, Ulceration, and Inflammation 60 mins  
Prescription Documentation and the Drug History 60 mins  
Medication Errors and Adverse Drug Reactions 60 mins

# BDA & Cancer Research UK Oral Cancer Recognition Toolkit

[https://www.doctors.net.uk/eclientopen/cruk/oral\\_cancer\\_toolkit\\_2015\\_open/](https://www.doctors.net.uk/eclientopen/cruk/oral_cancer_toolkit_2015_open/)

Although this topic may be covered in a study day, the toolkit is very valuable, and it is advised this is still completed irrespective of a scheme running an oral cancer study day. The completion certificates should be uploaded to your e-Portfolio

## Module Completion by FRCP

BDA-CRUK Oral Cancer Recognition Toolkit 3 hours

## List of Supplementary E-Learning Dentistry (e-Den) e-Learning for Health

<https://portal.e-lfh.org.uk>

This is a series of modules about dentistry known as e-Den. You will find these modules helpful when used in conjunction with your Study Days. References to particular modules may be included in the information for each Study Day. Accessing the relevant module before the Study Day will help you to gain more from the interactive learning session.

To locate the e-Den modules in the e-Learning for Health Website, click on '**My e-Learning**' at the top of the webpage and then enter the **Dentistry** name in the search box. When the search results appear, you will see the **Dentistry** module listed with an icon; click on '**Enrol**' and the Module will be added to your account. You will then be able to see each of the e-Den Modules and Course Sections in 'My e-Learning'.

### e-Den Module

#### 1 Patient Assessment

Profiling the Patient Assessment Methods and Techniques  
Good Practice Health Promotion and Disease Prevention  
Patient Assessment Profiling the Patient

#### 2 Human Diseases and Medical and Dental Emergencies

Medical Topics and Dentistry Medical Emergencies In Dentistry

#### 3 Anxiety and Pain Control in Dentistry

Principles of Dental Pain Mediators of Central Pain  
Dental Local Anaesthesia Dental Local Anaesthetic Technique  
Management of Dental Pain Non-Pharmacological Anxiety Management  
Intravenous Sedation Inhalation Sedation  
Dental General Anaesthesia

#### 4 Periodontal Disease and Management

Aetiology of Periodontal Disease  
Periodontal Diagnosis and Determination of Prognosis Periodontal Treatment Options  
Patient Education and self-Performed Plaque Control Non-Surgical Periodontal Therapy  
Surgical Periodontal Therapy

#### 5 Hard and Soft Tissue Surgery

Pre- and Post-operative Assessment Exodontia  
Surgical Dentistry Advanced Trauma Life Support (ATLS)

Management of Un-Erupted, Impacted, Ectopic Management of Benign Soft Tissue lesions and Supernumerary Teeth

## **6 Surgical and Non-Surgical Management of Head and Neck Disease**

Accurate Drug History and Relevance of Allergies Odontogenic Infections

Management of Oral Mucosal Diseases Craniofacial Pain Disorders

Neoplastic and Non Neoplastic Disease of the Head and Neck

## **7 Management of the Developing Dentition**

Orthodontic Indices Assessment for interceptive Treatment

Space Maintenance Simple Removable Appliances

Oral Habits and Occlusal Trauma in the Mixed Dentition

Emergency Care and Management of Orthodontal Problems

Contemporary Orthodontics Normal Facial Growth and Dental Development

Abnormalities of Facial Growth and Dental Development

## **8 Restoration of Teeth**

Caries Restoration of Permanent Teeth

Crowns Restoration of Deciduous Teeth

Aesthetic Dentistry Dental Biomaterials

Tooth Surface Loss Endodontics

Dental Trauma

## **9 Replacement of Teeth**

Bridgework Occlusion

Complete Dentures Partial Dentures

Implantology Miscellaneous

## **10 Communication**

Patient and the Family Teamworking

Other Professionals

## **11 Professionalism**

Ethics Self

The Clinical Team and Peers

## **12 Management and Leadership**

The Need for Effective leadership and Management Quality in Healthcare

Risk Management Self-Management

Change Management Managing a Business

Healthcare Systems Professional Practice

Management and Leadership

## **13 Sustainable Dentistry**

Introduction to Sustainable Dentistry Measuring carbon in Healthcare



# e-LIFT Project

**2022-2023**

Project '**e-LiFT**' stands for Evidence-linked Learning in Foundation Training. This is simply project work covering the non-clinical elements of the DFT curriculum which are the domains of communication, professionalism, management and leadership.

FDs are expected to complete what are essentially reflective learning exercises in four modules underpinned by evidence of their own work completed in the training practice. The modules are core topics for the FD to reflect upon:

- Infection control
- Radiology
- Medical emergencies
- Clinical communication

The reflective learning exercise for each module, allows for flexibility for the FD to hone in on specific learning or development points that have influenced them the most in their training year. Each of the modules will entail reflective writing amounting to 1000 - 1250 words, each module supported by 4- 6 pieces of evidence.

Guidance documents and templates are available on the website at:

<https://heeoee.hee.nhs.uk/node/2567>

The modules will be assessed by anonymous ESs using the APLAN platform. All four Modules are to be completed and uploaded to APLAN **7<sup>th</sup> April 2023**. You will be notified of the date of the start of the submission period; there is no room for late submission of cases or feedback reviews.

If you have any further queries please contact your TPD.





# Milestones and APLAN

2022-2023

## Milestones and APLAN

The Milestones are three clinical cases that Foundation Dentists (FDs) will present throughout the DFT year. The cases will increase in complexity as the year progresses and will be part of the formative assessment for IRCP and FRCP. The FDs will present each of their cases at their own scheme study day. The cases will be peer reviewed on the day by your own scheme members and educational supervisors. This process facilitates learning, self-assessment, reflection and insight. Milestone One is peer reviewed only. Milestones Two and Three use APLAN for additional anonymous feedback and scoring.

**APLAN** (Anonymous Peer Learning and Assessment Network) is an online tool which allows your cases to be distributed to other FDs and ESs across the Midlands and the East of England regions. Your cases will be anonymously reviewed by three FDs and three ESs. In addition, you will be asked to provide anonymous feedback for three cases submitted by other FDs.

The deadlines for the case submission and review feedback on APLAN are set at the beginning of the DFT year:

**Milestone 2 Upload Deadline 13<sup>th</sup> January 2023**

**Milestone 3 Upload Deadline 19<sup>th</sup> May 2023**

You will be notified of the date of the start of the submission period; there is no room for late submission of cases or feedback reviews. The window for giving feedback on cases will open within 48 hours of the case upload deadline closing and will remain open for two weeks. Failure to meet the deadlines may impact your IRCP and FRCP outcome.

## Case Guidance

You will find information on the SharePoint for FDs that covers the Milestone cases and guidance on how to present them. General guidance for case presentation includes:

- Ensure you have written consent from your patient for the use of photographs, radiographs and clinical records;
- Start identifying cases as soon as possible, and have a few cases spare as back-up in case of patient non-attendance;
- Look at the marking criteria to help guide your presentation;
- Keep your case presentation concise and avoid using a lot of text on slides;
- Reflect on your case and provide modifications you would make in future; and
- Maximum presentation time is 10 to 15 minutes which is then followed by Q&A for around 10 minutes.

If you have any further queries please contact your TPD.



# Problem Solving and Support

**Nottinghamshire and Leicestershire 2022-2023**

During the Foundation Training year there will be many opportunities for problems to arise. These may range from the 'crowns that never fit' to problems communicating with the Dental Nurse. As a Foundation Dentist you have available a wealth of expertise and experience to draw upon to help you to solve your problems.

In your Practice the main source of assistance in problem solving is, of course, your Educational Supervisor. During normal working hours you can approach your ES for assistance, or alternatively during a tutorial you can bring up a matter that is causing concern.

Your Training Programme Director is also always available for help on a whole range of clinical, professional or personal problems. This does not have to wait until a Study Day meeting; so contact your TPD by phone or email early on if you have a problem or concern. Early resolution of that burning issue will help prevent any further worry. Remember that patient safety is paramount and confidentiality is assured, if required.

The DFT group is also a very useful forum to air problems and to seek a solution. Opportunities for group discussion occur in nearly every session of the Day Release Course. Naturally openness and frankness is usually required, but all members of the group will respect our rule of confidentiality outside the sessions.

Additionally there is further support that can be obtained from the Regional Trainee Support.

## Contacts for Support

### Training Programme Director

Harmandeep Sanghera

Phone: 07956128139

Email: [harmandeep.sanghera@hee.nhs.uk](mailto:harmandeep.sanghera@hee.nhs.uk)

### Regional Trainee Support

Email: [DentalTraineeSupport.ME@hee.nhs.uk](mailto:DentalTraineeSupport.ME@hee.nhs.uk)



# Claiming Travel and Subsistence

**2022-2023**

For payment of Dental Foundation Training claims, Foundation Dentists must adhere to the following guidance:

All claims must be submitted on the appropriate form issued by your TPD. This form should be fully completed, easily readable, and signed by your TPD who will check all claims are valid. They will also cross through any incomplete lines to stop any claims being added after signing.

Travel claims must reflect the actual mileage undertaken, or travel costs incurred, in attending your Study Day Programme only. Note that the mileage calculated from the home address to venue will be adjusted by NHS England once your form is submitted to them. Your usual mileage from your home to the dental practice will be deducted from the amount (you do not need to enter this separately on the form, NHS England will calculate this).

(Current mileage rate = £0.24 per mile, dentists carrying one or more named eligible dentists to the same course = an additional £0.05 per mile) Where passengers are being claimed for, their full names, contract number and performer number is required.

FDs should travel only by second class if they travel by rail and should attach tickets or receipts to their claim forms.

Taxis should not be used and cannot be claimed - if their use is required due to particular circumstances then the reasons need to be discussed with the Postgraduate Dental Dean, or Deputy, and you will need to get approval in advance, in writing, and provide it with the claim form.

Within Midlands & East overnight accommodation is not claimable except in very specific authorised circumstances, therefore claims for accommodation or evening meal allowance should be not be made.

A daily lunch allowance is payable: (applicable when more than five hours away from practice, including the times between 12:00 - 2:00pm) = up to a maximum of £5.00, itemised receipts must be provided when making a claim. Please note that bank statements are not acceptable forms of receipt and no reimbursements can be made on alcoholic drinks.

All claim forms must be completed accurately and honestly. You may only claim for actual expenses incurred and must not exaggerate claims, provide alternative or fabricated receipts or deliberately incur unnecessary expense. False claims are fraudulent and may be investigated by the NHS England Area Team, with onward referral to NHS Fraud Investigators and/or the GDC.

Claims must be submitted within 3 months of the event and receipts must be included for all travel, meals and car parking. Trainees are advised keep a copy of the claim form and the submitted receipts, and to send claim forms by signed delivery service (you may not claim this postage cost) or email.

Claim forms should be sent Completed Claim forms should be submitted to the BSA via your BSA Compass login. You can access an information leaflet about this from here:

[http://www.copdend.org/dft handbook/FD\\_Handbook/The\\_Scheme/T\\_-\\_S\\_Expenses/FD\\_Travel\\_and\\_Subsistence\\_claims\\_via\\_Self\\_Service\\_in\\_Compass.pdf](http://www.copdend.org/dft handbook/FD_Handbook/The_Scheme/T_-_S_Expenses/FD_Travel_and_Subsistence_claims_via_Self_Service_in_Compass.pdf)

Your payments will appear on the training practice BSA schedule and your Educational Supervisor will pay them to you as non-taxable expenses.



# Audit Project

2022-2023

## Introduction

It is a requirement of the Dental Foundation Training Curriculum that a minimum of two clinical audit cycles are to be completed by the end of the ninth month of Dental Foundation Training by each Foundation Dentist.

Submission of a formal Clinical Audit Report is a mandatory requirement for the Satisfactory Completion of Foundation Training in the Midlands and East Region.

Detailed guidance on the completion of your Audit Project will be provided in a separate document.

## Process for marking

Your Clinical Audit Report will be marked by a Buddy ES using a Feedback Form approved by the Region. When complete you should email a copy of your Clinical Audit Report to your TPD and Buddy ES.

The Buddy ES will complete the Feedback Form then forward the completed Feedback Form to your TPD for moderation. Your TPD will forward the moderated Feedback Form to you and your ES for discussion at a tutorial.

## E-Portfolio upload

You should complete a Tutorial Reflection and upload the completed Feedback Form to the **FD Projects, Presentations and Audits** section of the e-Portfolio. At the same time upload your completed Clinical Audit Report to the **Uploads** section of the e-Portfolio.

The TPD for your Scheme will set the submission and marking deadlines for that Scheme. They will also allocate a Buddy ES to each FD.

Your Audit Report and the completed Feedback Form must be uploaded to the e-Portfolio at least two weeks before FRCP.



# Practice Equipment List

2022-2023

## Practice Specifications

**Electronic records** - Full computer based clinical records and appointment management system.

**Digital radiography**

**Internet access**

**Infection control** - Up to date policies, protocols, and operating procedures including effective decontamination facilities with sufficient capacity and storage.

**NHSmal account**

## Specification for FD Room

**Size** - Minimum floor area 9m<sup>2</sup>.

**Ventilation** - Natural or mechanical ventilation must be provided. The fresh-air supply rate should not normally fall below 5 to 8 litres per second, per occupant - HSE Workplace (Health, Safety and Welfare) Regulations 1992.

## Equipment for FD Room

**Dental chair** - Low seated design. Operating light. Delivery unit. Cuspidor. Suction. Amalgam separation.

**Stool for dentist**

**Stool for nurse**

**Handwash sink**

**X-ray set** - Rectangular collimation. Isolation switch outside the controlled area.

**Amalgam mixer**

**Light cure lamp**

**Telephone**

**Workstation** - Clinical records and appointment management software. Internet access.

**Turbines** - Minimum of 3.

**Contra-angle handpieces** - Minimum of 3.

**Straight handpiece** - Minimum of 1.

**Ultrasonic scaler** - Magnetostrictive or piezo.

## Instrumentation for FD Room

### **Autoclavable tray system**

**X-ray film holders** - Full range of holders for bitewing and periapical views - including full range of endodontic film holders.

**Rubber dam kit** - Latex free.

**Conservation** - Full range of instruments for normal restorative work including a single use matrix system (eg Automatrix) and a sectional matrix system (eg Composi-tight).

**Periodontics** - Full range of periodontal instruments including a measuring probe (eg Williams Probe) and a full set of scaling instruments (eg Gracey Curettes).

**Extractions** - Full range of extraction forceps (upper and lower); elevators and a set of Luxators.

**Oral Surgery** - Full range of surgical instruments including scalpel blades and handle, periosteal elevator, syringe for irrigation, surgical handpiece, selection of surgical burs, root tip picks, bone rongeurs, needle driver, toothed tweezers, non-toothed tweezers and suture scissors.

**Prosthetics** - Full range of prosthetic instruments including shade and mould guides.

**Endodontics** - Full range of stainless-steel hand files and NiTi rotary files.

## Materials and Disposables for FD Room

**Respirator** - Fit tested FFP3 mask or powered hood for FD use.

### **Type II R Fluid Resistant Surgical Masks**

**Gloves** - Latex free.

**Bibs**

**Aprons**

**Gowns**

### **Paper and cotton goods**

**Safe Sharps System** - Incorporating a shield or cover that slides or pivots to cover the needle after use - HSE Health and Safety (Sharp Instruments in Healthcare) Regulations 2013.

**Waste containers** - For sharps, clinical waste, non-clinical waste, gypsum waste. Containers with mercury suppressant for amalgam waste, amalgam capsules and extracted teeth.

### **Disposable 3 in 1 syringe tips**

**Conservation** - Full range of restorative materials including paediatric stainless-steel crowns and 016 stainless-steel orthodontic wire for trauma cases.

**Prosthetics** - Full range of prosthetic materials including impression compound and greenstick.

**Endodontics** - Full range of endodontic materials including a tooth sleuth, hypochlorite sourced from a dental supplier and Endo-Frost.

## Available in the Practice for Use by the FD When Required

**Dedicated Digital Camera** - SLR or equivalent with lens, ring flash, retractors, and mirrors.

**Conservation** - Face bow and semi-adjustable articulator.

**Prosthetics** - Surveyor.

**Endodontics** - Electric pulp tester, apex locator, handpiece & motor for rotary endodontic system.

**Clinical Digital Thermometer**

**Digital Communication** - Computer or tablet with MS Teams including webcam, speakers, and microphone.